

GREEK & LATIN ROOTS

Year-Long Bundle Includes 20 Lessons

WORD STUDY PRACTICE WORKING WITH THE ROOT SPECT

Key Concept: Students will be able to understand the root and its meaning.

Let's Breakdown Some Words:
Use the space below to create a semantic map for the root. Write down words that come up with the meaning of the root and find other examples.

Meaning

Example #1

Select one word that uses this root.
Define the word and use it in a sentence.

Let's Use Some Words:
Read the sentences below. Use a word with the root spect to help you select the correct word.

expected insp

1. I _____.
2. Mila finished the _____.
3. Javier's room _____.
4. The class made a _____ to run.

Root: **ject**

A root is a word part that gives a word the most important part of its meaning. The root **ject** means throw. Words with this root have a meaning related to throwing or being thrown.

Meaning/Origin

throw

Latin

Picture



interject

→ Throw a remark into a discussion

The gameshow host had to **interject** with an announcement that it was time for a commercial break.

Let's see some more examples:

eject



throw someone or something out

projection



something (like an image) that is thrown onto a large surface

trajectory



the path of something thrown across a space




Root: **struct**

A root is a word part that gives a word the most important part of its meaning. The root **struct** means built. Words with this root have a meaning related to building or being built.

Meaning/Origin

+

Picture



construct



Build something

My brother loves to **construct** towers using blocks.

Let's see some more examples:

something that is built

instruct

the action

Lesson Plans • Anchor Charts • Google Slides • Practice Pages



3

REASONS TO LOVE

THESE GREEK & LATIN ROOT LESSONS

Root: vis/vid

A root is a word part that gives a word the most important part of its meaning. The roots vis and vid mean see, look at, or observe. Words with these roots have a meaning related to seeing, looking at, or observing.

Meaning/Origin

see, look at,
observe

Latin

visible → Able to be seen

*The Great Pyramids of Giza and the Grand Canyon are among the landmarks on Earth that are **visible** from space.*

Picture



Let's see some more examples:

- supervise** → **watch over and direct**
- evidence** → **piece of proof that shows something is real**
- television** → **device on which pictures are seen**



EXPLICIT INSTRUCTION

When it comes to word study, we want to make sure our instruction is explicit. These lessons will help introduce 20 common Greek and Latin roots. Students will develop a strong understanding of this important morphology concept!

EASY TO USE

If you're not sure how to incorporate morphology into your instruction, have no fear. These lessons give you all of the information and resources to confidently teach your word study lessons on roots. It really is a print-and-teach type of resource, and you'll feel confident using it.

ENGAGING FOR STUDENTS

Word study is fun and engaging for students. These lessons and materials will keep your students engaged and actively thinking about the Greek and Latin roots they encounter in multisyllabic words. The Google Slides will help you keep students engaged during your whole group lessons.

WHY SHOULD I BUY THIS RESOURCE?

Teach students word learning strategies, such as Greek and Latin roots, to enable them to decipher unfamiliar words in their reading.

Root: rupt

A root is a word part that gives a word the most important part of its meaning. The root **rupt** means burst or break. Words with this root have a meaning related to bursting or breaking.

Meaning/Origin	Picture
burst, break	
Latin	

interrupt → Break into an event or conversation

*It is impolite to **interrupt** when people are speaking, so please wait your turn.*

Let's see some more examples:

- disrupt** → change or break apart the structure
- eruption** → burst or sudden outbreak
- rupture** → a break in something


©The Stellar Teacher Co. LLC

Explicitly teaching roots will:

- Help students read and write multisyllabic words.
- Help students develop a strong sense of word awareness.
- Give students tools to break apart and read new or unfamiliar words.
- Give students tools to understand new words they encounter.

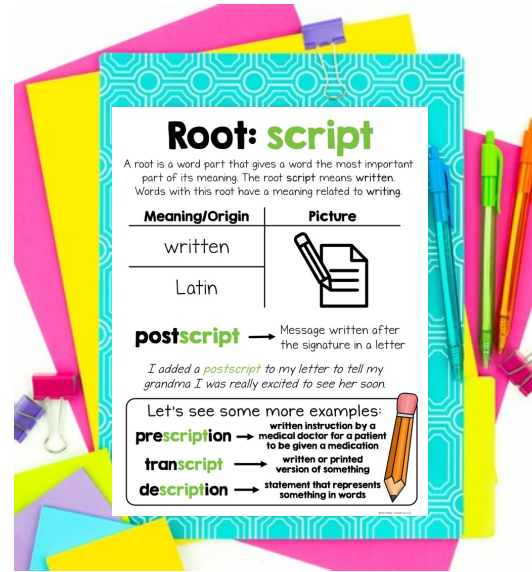
WHAT'S INCLUDED?

For each of the 20 lessons included in this bundle you get:



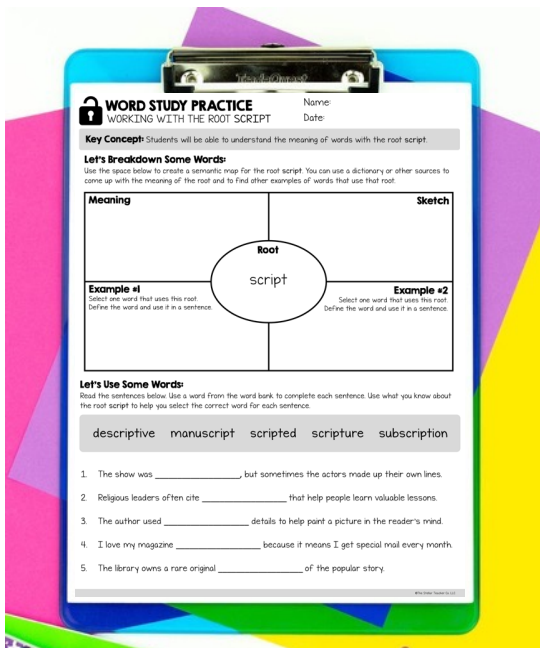
LESSON PLAN

Each word study lesson includes a scripted teacher lesson plan so you can save time planning and feel confident in your lesson delivery.



ANCHOR CHART

These can be shared with students or posted around the classroom as a reminder of common Greek and Latin roots.



STUDENT PRACTICE

Each lesson includes two practice pages so students can apply their understanding of roots to reading and writing words in a variety of ways.



TEACHING SLIDES

Each lesson includes 3 different slides to help you explicitly teach and model the Greek and Latin roots to your students.

WHAT ROOTS ARE INCLUDED?

These lesson sets include 20 common Greek and Latin roots.

- port (carry)
- form (shape)
- spect (see, look, observe)
- script (written)
- struct (built)
- vis, vid (see, look, observe)
- rupt (burst, break)
- tract (drag, pull)
- cred (believe, trust)
- ject (throw)
- mit, miss (send)
- cept (taken, seized)
- flect (bend)
- dict (say)
- fer (carry, bring, bear)
- duc, duct (lead)
- pend (hang, weigh)
- fact (made, done)
- vert (turn)
- ped, pod (foot)

Keep scrolling through the preview to see what is included in each lesson!

HOW CAN I USE THIS RESOURCE?

The resources included in this lesson set can be used in a variety of ways to help your students build a strong foundation to help them read and spell multisyllabic words. You can use them whole group or small group depending on the needs of your students.

WORD STUDY PRACTICE
WORKING WITH THE ROOT SPECT

Name: _____
Date: _____

Key Concept: Students will be able to understand the meaning of words with the root spect.

Let's Breakdown Some Words:
Use the space below to create a semantic map for the root spect. You can use a dictionary or other sources to come up with the meaning of the root and to find other examples of words that use that root.

Meaning	Root	Sketch
	Root spect	
Example #1 Select one word that uses this root. Define the word and use it in a sentence.		Example #2 Select one word that uses this root. Define the word and use it in a sentence.

Let's Use Some Words:
Read the sentences below. Use a word from the word bank to complete each sentence. Use what you know about the root spect to help you select the correct word for each sentence.

expected inspection respectable retrospective suspect

- I _____ the dog is responsible for the mess in the kitchen.
- Mila finished the marathon with a very _____ run time.
- Javier's room passed his mom's _____, so he could go play with his friends.
- The class made a _____ video with their memorable moments from the year.
- The rain was _____ to ruin the parade, but on the day, it was bright and sunny.

- Use as whole group lessons during your word study lessons.
- Use as small group remediation for students who need additional help with understanding Greek and Latin roots.



TAKE A CLOSER LOOK...

SCRIPTED TEACHER LESSON PLAN

Each lesson set includes a scripted teacher lesson plan. It provides you with the exact language you can use to introduce and teach each root to your students.

Each lesson plan includes the following sections:

- Introduce & Explain
- Teach & Model
- Guided Practice
- Independent Practice
- Closure



WORD STUDY FOCUS: ROOTS

Root: *port* (carry)

Key Concept: The root *port* means carry. It is of Latin origin. Words with this root have a meaning related to carrying.

INTRODUCE & EXPLAIN

A root is a basic word part that gives a word the most important part of its meaning. A root is an example of a bound morpheme. This means that each root is a single unit of meaning, yet it needs to be combined with other morphemes like prefixes and suffixes in order to form a real word.

The root *port* means *carry*. It is of Latin origin. Words with this root have a meaning related to carrying. You can combine this root with other morphemes to make a variety of words.

You can use your knowledge of roots to help you determine the meaning of words. For example, the word *portable* has the root *port* in it. Since we know the root *port* means *carry*, we know that the definition of *portable* is going to have a meaning related to carrying. The word *portable* means something that is able to be carried.

• You can use the [Google Slides Presentation](#) to introduce and explain the root *port* to your students.

TEACH & MODEL

Let's look at some more examples.

- The root *port* is part of the word *export*, which means to carry out. *The company exports its products to other countries.*
- The root *port* is part of the word *reporter*, which means one who carries news back. *The reporter covered the breaking news story.*
- The root *port* is part of the word *transportation*, which means the act of carrying across. *Public transportation is convenient and eco-friendly.*

Having knowledge of the root *port* will help you with both spelling and understanding when you are reading and writing.

You can spend time discussing the meaning of the prefixes and suffixes used in these words if it would be helpful for your students.

Let's practice building some words with the root *port*. (The word matrix is only included in the [Google Slides Presentation](#). If you are not using the slides to teach your lesson, you will have to copy the matrix from the slides on the board for your students.)

GUIDED PRACTICE: BUILD SOME WORDS

- You can combine the root *port* with a variety of prefixes and suffixes to make new words. Take a look at this word matrix. What prefixes and suffixes can we combine with the root *port* to make new words? Keep in mind that not every prefix or suffix can be added to *port* to make a word.

Students can share with a partner, or you can discuss as a whole group. Encourage students to also state the meaning of the new words and challenge them to use them in a sentence as well.

Words: *import, important, deport, deportation, report, reporter, transport, transportation, portly, porter*

GUIDED PRACTICE: READ SOME SENTENCES

Let's try reading some sentences that include words with the root *port*.


- There are three sentence slides included in the [Google Slides presentation](#) for this lesson. You can read the sentences with your students chorally or have them practice reading them independently. Discuss how students can use their knowledge of word parts and context clues to help them figure out the meaning of the underlined word in each sentence.

INDEPENDENT PRACTICE (optional)

*If you feel like your students need extra practice with identifying and reading the root *port*, you can give them the independent practice page(s). These two pages will give them the opportunity to practice reading words, sentences, and a short paragraph that includes the root word.*

CLOSURE

Remember, a root is a basic word part that gives the word the most important part of its meaning. You can combine roots with prefixes, suffixes, and other word parts to form new words. The root *port* means *carry*. When you are reading, be on the lookout for words with this common root.



TAKE A CLOSER LOOK...


PRINTABLE ANCHOR CHART

Each lesson includes a printable anchor chart. You can either print this chart and display it under a document camera to help teach your lesson or you can always give students a copy of the anchor chart after the lesson to glue in their notebook.

These anchor charts define each root and explain how it is used.

Root: port

A root is a word part that gives a word the most important part of its meaning. The root port means carry. Words with this root have a meaning related to carrying.

Meaning/Origin	Picture
carry	
Latin	

portable →

Something that is able to be carried

We brought a portable radio to the beach so we could listen to the baseball game.

Let's see some more examples:

export →

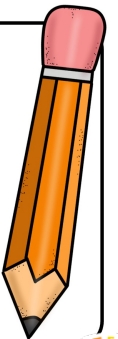
to carry out

reporter →

one who carries news back

transportation →

the act of carrying across





TAKE A CLOSER LOOK...

STUDENT PRACTICE PAGE 1

Each lesson includes two practice pages for students.

On page 1, students will get practice:

- Creating a semantics map for the root
- Using a root word in context

You can assign students one section per day or you can have them complete the entire page after your lesson.



WORD STUDY PRACTICE WORKING WITH THE ROOT PORT

Name: _____

Date: _____

Key Concept: Students will be able to understand the meaning of words with the root port.

Let's Breakdown Some Words:

Use the space below to create a semantic map for the root port. You can use a dictionary or other sources to come up with the meaning of the root and to find other examples of words that use that root.

Meaning	Sketch
<div style="border: 1px solid black; border-radius: 50%; width: 100px; height: 100px; margin: 0 auto; display: flex; flex-direction: column; align-items: center; justify-content: center;"> <div style="margin-bottom: 5px;">Root</div> <div style="margin-top: 5px;">port</div> </div>	
Example #1 Select one word that uses this root. Define the word and use it in a sentence.	Example #2 Select one word that uses this root. Define the word and use it in a sentence.

Let's Use Some Words:

Read the sentences below. Use a word from the word bank to complete each sentence. Use what you know about the root port to help you select the correct word for each sentence.

import portly airport portable transport

1. Charlotte relies on public _____ to get to work every day.
2. We arrived at the _____ early to make sure we had enough time to check in.
3. My dad likes to _____ rare collectible coins from other countries to add to his coin collection.
4. My friend brought a _____ speaker to the park to listen to music.
5. The Santa Claus in the book had a _____ belly that shook when he laughed.



TAKE A CLOSER LOOK...

STUDENT PRACTICE PAGE 2

On page 2, students will get practice:

- Reading a paragraph that includes words with the focus root
- Searching for words with the focus root
- Answering comprehension questions from the paragraph

You can assign students one section per day or you can have them complete the entire page after your lesson.



WORD STUDY PRACTICE WORKING WITH THE ROOT PORT

Name:

Date:

Let's Read a Paragraph:


Read the paragraph below. Look for words with the root port. Underline the word and circle the root. After reading, answer the questions below.

Sara was shocked when her boss, Ms. Bower, said, "You're on sports today. Drew is sick."
"Me? But, I'm a news reporter!" Sara said. "I don't know anything about sports!"
"Then it's time you learn," Ms. Bower said. "Sports are an important part of every newscast."
She handed Sara a portfolio and told her, "Here are some notes on the high school swimming finals taking place today. Read through them before you go to the pool."
Sara thumbed through the portly stack of papers before saying, "There's almost twenty pages of notes here! How do I narrow down what to cover?"
"You'll have to decide which races will be most exciting. Just grab a portable camera and shoot the best three or four races. You can come back here and export the footage for the 10pm airtime."
"I've got my work cut out for me today," Sara said as Ms. Bower walked away. "I just have to learn everything there is to know about swimming in the next three hours!"

Let's Write About What We Read:

Use the text above to answer the questions below.

1. What does the word *reporter* mean? Use your knowledge of the root port to help you define the word.
2. Why was Sara shocked when her boss, Ms. Bower, told her she was on sports duty?
3. What was Sara's plan for covering the swimming event despite her lack of knowledge about sports?



TAKE A CLOSER LOOK...

TEACHER ANSWER KEY

For each set of student practice pages there is also a teacher answer key.

This answer key can help assist you when checking over student's work.



WORD STUDY PRACTICE - ANSWER KEY

WORKING WITH THE ROOT PORT

Let's Read a Paragraph:



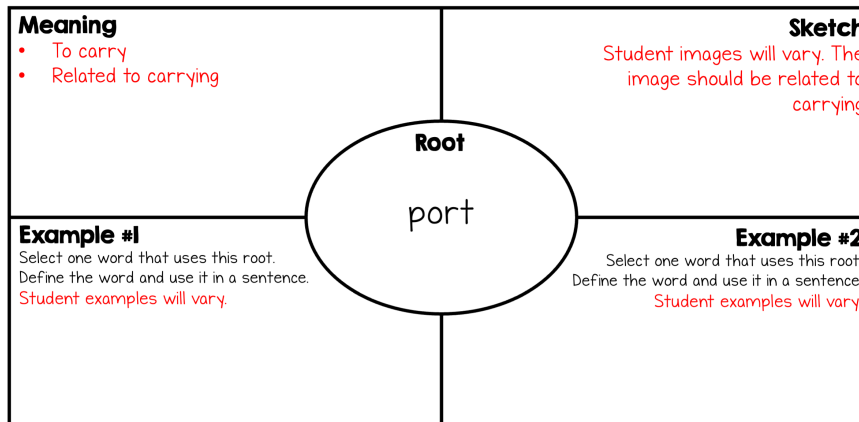
WORD STUDY PRACTICE - ANSWER KEY

WORKING WITH THE ROOT PORT

Key Concept: Students will be able to understand the meaning of words with the root port.

Let's Breakdown Some Words:

Use the space below to create a semantic map for the root port. You can use a dictionary or other sources to come up with the meaning of the root and to find other examples of words that use that root.



Let's Use Some Words:

Read the sentences below. Use a word from the word bank to complete each sentence. Use what you know about the root port to help you select the correct word for each sentence.

import portly airport portable transport

- Charlotte relies on public transportation to get to work every day.
- We arrived at the airport early to make sure we had enough time to check in.
- My dad likes to import rare collectible coins from other countries to add to his coin collection.
- My friend brought a portable speaker to the park to listen to music.
- The Santa Claus in the book had a portly belly that shook when he laughed.

t. After reading,

ay. Drew

sports!"
t of every

nigh
o the

's almost

able
export

away. "I
ee hours!"

ie word.

ower would

rts?
he first swim

©The Stellar Teacher Co. LLC





TAKE A CLOSER LOOK...


GOOGLE SLIDE SET: TEACHING SLIDE



Root: **port**

A root is a word part that gives a word the most important part of its meaning. The root **port** means **carry**. Words with this root have a meaning related to **carrying**.

Let's see an example:

Meaning/Origin	Picture
carry	
Latin	

portable → Something that is able to be carried

*We brought a **portable** radio to the beach so we could listen to the baseball game.*

- Each lesson includes a set of Google Slides to help you teach the lesson whole group. The teaching slide includes a definition of the root, an example that is broken down and labeled, and example words including the root.



TAKE A CLOSER LOOK...

GOOGLE SLIDE SET: EXAMPLE SLIDE

Let's see some more examples:

You can use what you know about the root **port** to break apart multisyllabic words into smaller chunks and determine the meaning of unfamiliar words. Look at some of these examples below.

ex + port → **export** → **to carry out**

re + port + er → **reporter** → **one who carries news back**

trans + port + (a)tion → **transportation** → **the act of carrying across**

 How can knowledge of this root help you with spelling and reading?

© The Stellar Teacher Co. LLC

- The example slide includes three words that include the focus root. This helps students see a variety of words where they might see the root.



TAKE A CLOSER LOOK...

GOOGLE SLIDE SET: PRACTICE SLIDE

Let's Build Some Words:

You can combine a variety of prefixes and suffixes with the root port to make new words. Use the word matrix below to build as many words as you can with the root port. After you make your word list, try to use your knowledge of word parts to come up with the meaning of the words you create.

un	port	ant
im		ly
de		er
re		(a)tion
trans		

Words with port:

© The Stellar Teacher Co. LLC

- A slide is included where students can build words with the root. Students can match the root with prefixes and suffixes to create new words with the root.

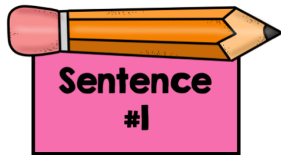


TAKE A CLOSER LOOK...

GOOGLE SLIDE SET: PRACTICE SLIDE

 **Let's see some more examples:**

You can look for words that include the root **port** in the sentences you read.



Miss Murphy asked each of her fourth grade students to give a book report on their favorite novel.

What does the word **report mean in that sentence? How do you know?**

 **Become a word watcher when you read. Look for words with the root **port**.**

© The Stellar Teacher Co. LLC

- Each lesson includes 3 practice slides with the focus root for each lesson used in a sentence. This helps students get practice reading words with the root in context.

LOOKING FOR OTHER RESOURCES TO HELP WITH WORD STUDY?

Do your students still need help with prefixes and suffixes?

Do your students need help with the syllable types?

PREFIXES & SUFFIXES 40 Word Study Lessons

WORD STUDY FOR
Prefix #4: pre- (before)

Key Concept: The prefix pre- means before. When you add this combination of letters before a base or root, it will change the meaning of the base or root word.

INTRODUCE & EXPLAIN
A prefix is a group of letters you add to the beginning of a word.
The prefix pre- means before. When you add this combination of letters before a base or root, it will change the meaning of the base or root word.

TEACH & MODEL
Let's dig into an example:
Base: pay (to give money for work or goods)
Prefix: pre (before)
Prefix + Base: prepay (to pay ahead of time)

See it in a sentence:
Even though it was only January, we had to prepay for our summer vacation to make sure we had a room on the cruise ship.

Let's see some more examples:
preview → view before
pretest → test before
prearrange → arrange before

LESSON PLANS • ANCHOR CHARTS • STUDENT PRACTICE

TYPES OF SYLLABLES 10 Word Study Lessons

WORD STUDY PRACTICE
READING CLOSED SYLLABLES

Key Concept: Students will be able to read multisyllabic words with confidence.

Let's Read a Paragraph:
Read the paragraph below. The multisyllabic words with you don't know, take your time and break it down into smaller words.
It was a hot day and Sam wanted ice cream. He had a problem. He cannot decide what to get. He had an excellent choice too. So was red velvet. That was not a rotten one in the bunch!
"What will it be?" the shop clerk said.
"Just then, Sam knew. 'A scoop of ice cream.' The clerk got Sam's ice cream and Sam was happy. He thanked the clerk who said, 'I hope you like it.' Sam grabbed a napkin, took a big bite, and was happy with his ice cream habit."

Let's Break It Down:
Separate the words into their syllables.
habit

Let's Write About What We Read:
Use the text above to answer the questions.
1. What was Sam's problem?
2. Was Sam happy with his ice cream habit?

Closed Syllables
A closed syllable is any syllable that ends in a consonant. This syllable type is the most common type of syllable in the English language. In fact, close to 50% of the syllables you read will be closed syllables.

Let's Identify
This syllable ends in a consonant. Closed syllables usually have the short vowel sound.

Let's Label
nap | kin

Let's see some more examples:
ship → ship
sunset → sun | set
fantastic → fan | tas | tic

What's the exception to the rule?
Depending on the blend at the end of the word, some closed syllables will have a long sound: wild, cold, post.

LESSON PLANS • ANCHOR CHARTS • STUDENT PRACTICE

Click [HERE](#) to check out the prefix and suffix lessons.

Click [HERE](#) to check out the syllable lessons.