

Reading Response Activities

SUMMARIZING FICTION

SUMMARIZING TIC-TAC-TOE

Name: _____ Date: _____

Directions: Each time you read a book, try to create a different artifact. Write the date in the box. Try to complete an artifact, write the date in the box. Try to do them all throughout the year.

Extra! Extra!

Pretend you are a reporter. Write an article that summarizes the text you read. Be sure to include the who, what, where, when, and why. Write a captivating headline and include an illustration for your article.

Timeline

Think about the important events in your book. Create a timeline that includes these important events. Add them to your summary.

Important vs. Interesting

Think about the events from the book you are reading. Which events are important for a summary and which are just interesting. Record the ideas on your chart. Use the important details to write a summary.

Postcard

Create a postcard that summarizes the text. Send your postcard to a friend. Write a challenge for the student who receives the postcard.

Key Details

List out four details that you think are the most important to the story. From your list, think about which one is the MOST important. Explain why that is the most important.




SUMMARIZING RESPONSE SPINNER

Use a paperclip and a pencil to create a spinner. With a partner or small group, take turns spinning and answering the questions.



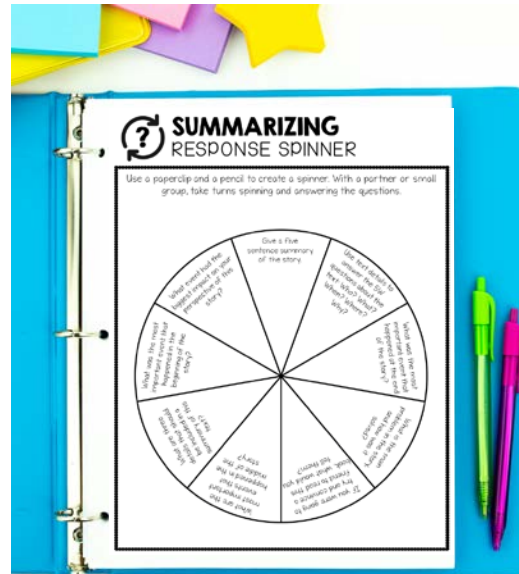
WHAT'S INCLUDED?

This resource includes roll-n-respond prompts, question stems, worksheets, templates, and all sorts of goodies that will help your students have fun while responding to reading.



Roll-N-Write & Roll-N-Draw

There are two roll-n-respond boards. Each one includes 6 different prompts that help students respond to a text they are reading.



Question Stems

Includes a response spinner with question stems students can use to respond to a text they are reading.




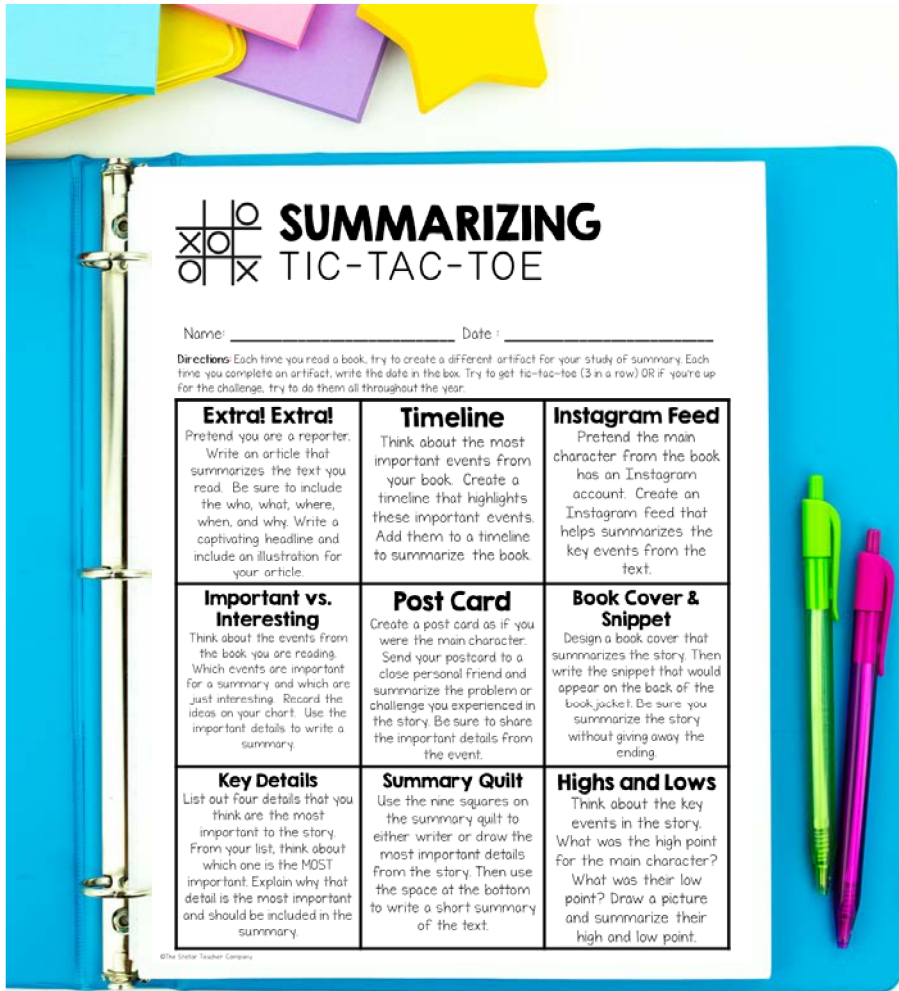
Question Cube & Cootie Catcher

Includes templates for question cubes and a cootie catcher/fortune teller. This is an easy way to make reading hands-on.

* Digital versions are included for all templates.*

TIC-TAC-TOE CHOICE BOARD

This resource includes a TIC-TAC-TOE Choice Board with 9 different reading response activities. In addition to the choice board, there are 9 response templates included that are aligned to each of the choice board activities.



Digital versions are included for all templates.

MAKES READING FUN!

Students have so much fun using these response templates to respond to reading. These response activities makes teaching reading fun and easy. Once you introduce the activities to your students they will have TONS of choices in how to respond.



WORKS GREAT FOR ALL PARTS OF YOUR READING BLOCK:

- Workstation Activities
- Small Group Discussions
- Partner Practice
- Independent Practice
- Homework
- Extension Activities
- Parent Resources

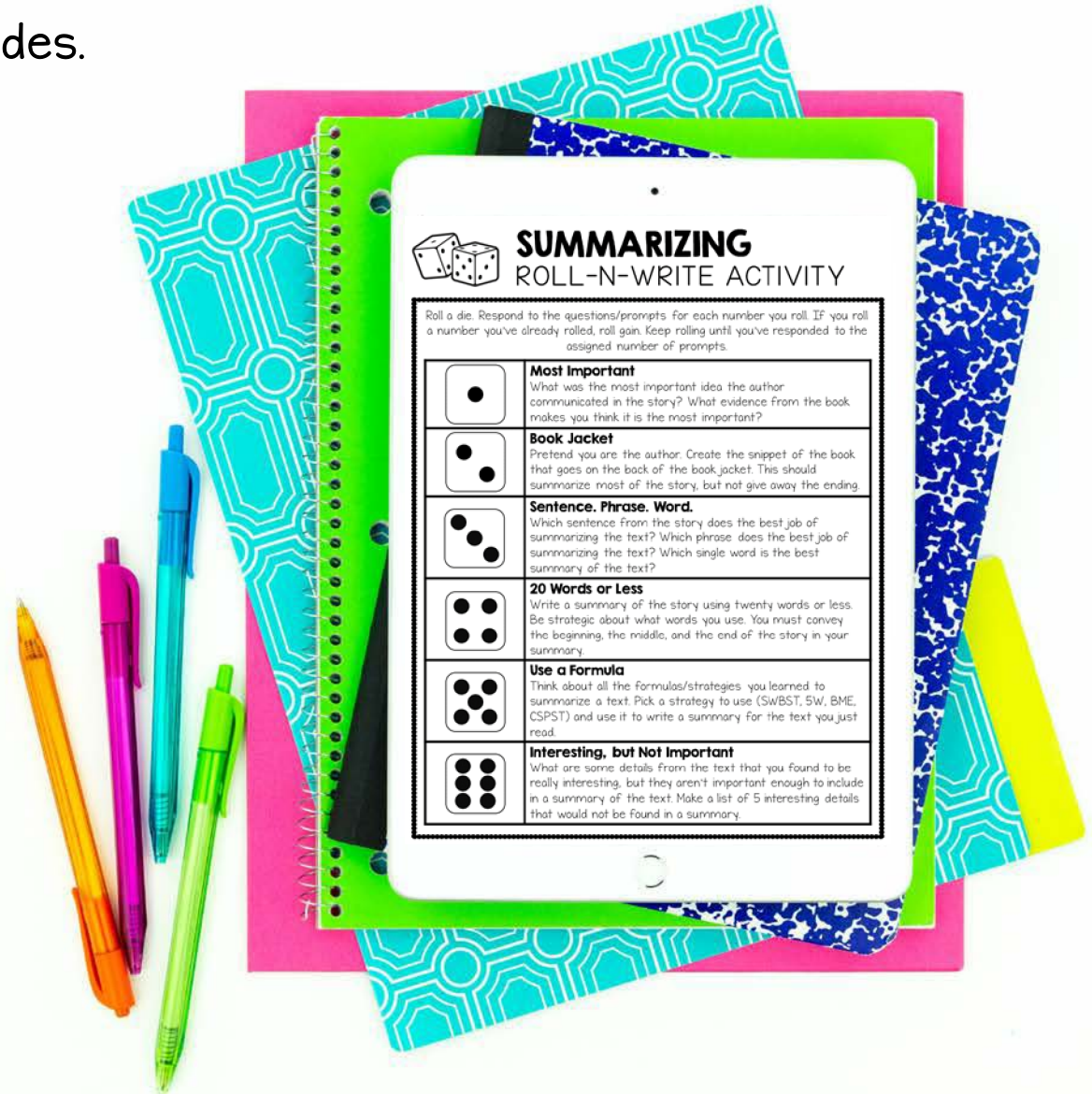
Digital versions are included for all templates.

Includes Digital Versions

I love to provide both print and digital options in my resources. This resource includes a digital version created using Google Slides.

In addition to the print version, you get a digital version created using Google Slides for all the response activities/templates.

Rest assured, you can use this resource in both face-to-face and virtual classrooms.



A LOOK INSIDE...



SUMMARIZING ROLL-N-WRITE ACTIVITY

Roll a die. Respond to the questions/prompts for each number you roll. If you roll a number you've already rolled, roll again. Keep rolling until you've responded to the assigned number of prompts.

	Most Important What was the most important idea the author communicated in the story? What evidence from the book makes you think it is the most important?
	Book Jacket Pretend you are the author. Create the snippet of the book that goes on the back of the book jacket. This should summarize most of the story, but not give away the ending.
	Sentence. Phrase. Word. Which sentence from the story does the best job of summarizing the text? Which phrase does the best job of summarizing the text? Which single word is the best summary of the text?
	20 Words or Less



SUMMARIZING ROLL-N-DRAW ACTIVITY

Roll a die. Complete the activity that corresponds with the number you rolled. Keep rolling until you've completed your assigned number of activities.

	Draw Label Caption Draw a picture that summarizes the most important part of the story. Make sure you include as many details in your picture as possible. Add labels to your picture and then caption the picture with a summary of the story.
	Summary Comic Create a comic strip that illustrates what happened in the beginning, the middle, and the end of the story. Each key event in the story should have it's own scene in the comic.
	Story Element Illustrations List out all of the key story elements (Characters, Setting, Problem, Resolution, Theme). Draw an illustration that highlights the important part of each story element.
	Summary Scrapbook



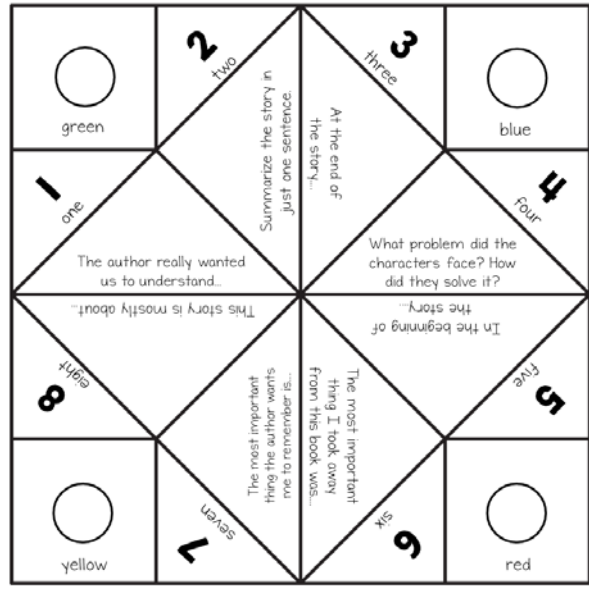
SUMMARIZING RESPONSE SPINNER

Use a paperclip and a pencil to create a spinner. With a partner or small group, take turns spinning and answering the questions.



SUMMARIZING COOTIE CATCHER TEMPLATE

Cut and fold the cootie catcher. Once folded, you can use it to discuss a book with a friend, a book club, or other small group. You can also use it independently to write down your responses to a book you are reading.

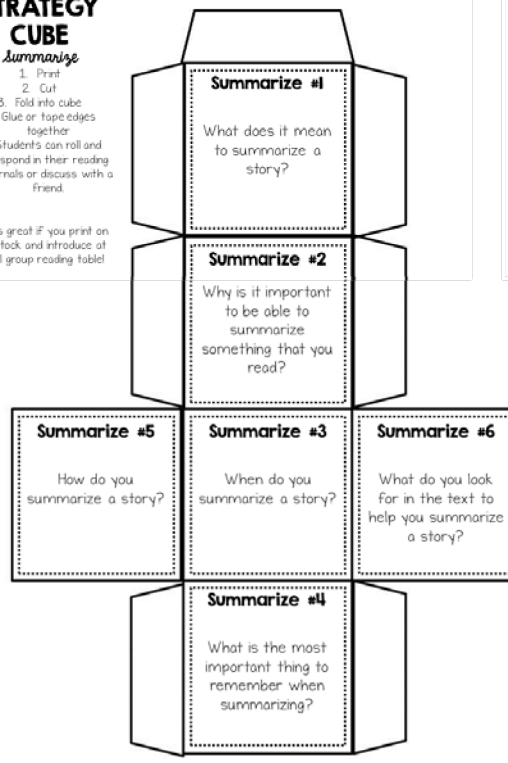


STRATEGY CUBE

Summarize

- Print
- Cut
- Fold into cube
- Glue or tape edges together
- Students can roll and respond in their reading journals or discuss with a friend.

Works great if you print on cardstock and introduce at small group reading table!

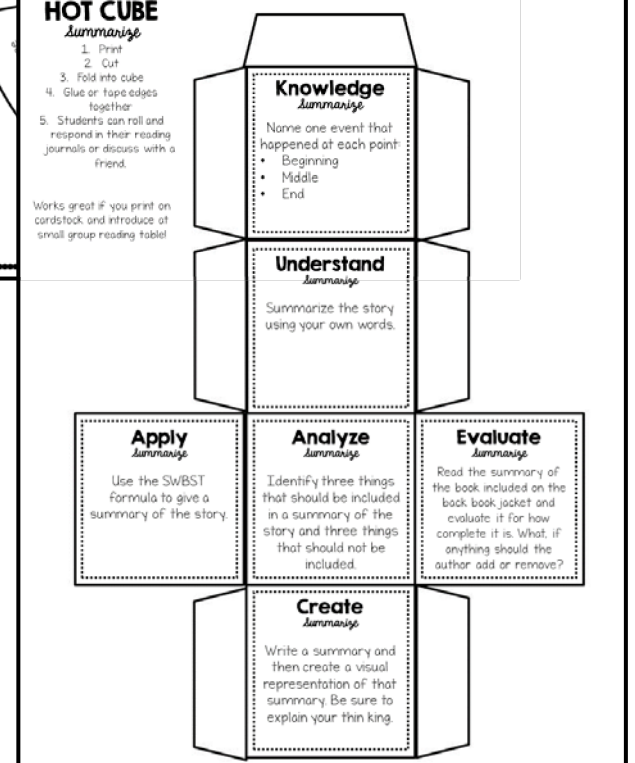


HOT CUBE

Summarize

- Print
- Cut
- Fold into cube
- Glue or tape edges together
- Students can roll and respond in their reading journals or discuss with a friend.

Works great if you print on cardstock and introduce at small group reading table!



A LOOK INSIDE...

SUMMARIZING TIC-TAC-TOE

Name: _____ Date: _____

Directions: Each time you read a book, try to create a different artifact for your study of summary. Each time you complete an artifact, write the date in the box. Try to get tic-tac-toe (3 in a row) OR if you're up for the challenge, try to do them all throughout the year.

Extra! Extra! Pretend you are a reporter. Write an article that summarizes the text you read. Be sure to include the who, what, where, when, and why. Write a captivating headline and include an illustration for your article.	Timeline Think about the most important events from your book. Create a timeline that highlights these important events. Add them to a timeline to summarize the book.	Instagram Feed Pretend the main character from the book has an Instagram account. Create an Instagram feed that helps summarize the key events from the text.
Important vs. Interesting Think about the events from the book you are reading. Which for a just ideas impo	Post Card Create a post card as if you were the main character. Send your postcard to a	Book Cover & Snippet Design a book cover that summarizes the story. Then

Summarizing Fiction: Important Vs. Interesting Name: _____

Important	Interesting

Summary: _____

Summarizing Fiction: Timeline Name: _____

Title: _____

Summarizing Fiction: Extra! Extra! Name: _____

EXTRA! EXTRA! READ ALL ABOUT IT!

Who: _____

What: _____

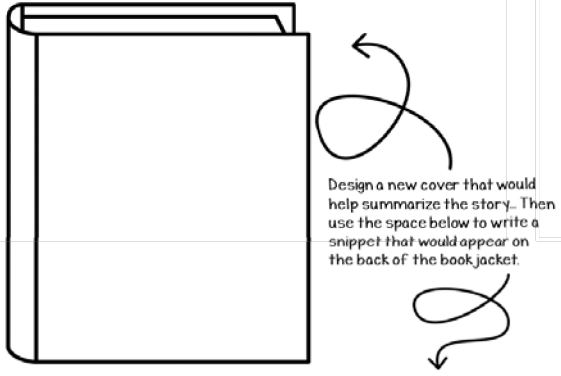
When: _____

Where: _____

Why: _____


List of things From which important detail and st

Summarizing Fiction: Book Cover & Snippet Name: _____



Design a new cover that would help summarize the story. Then use the space below to write a snippet that would appear on the back of the book jacket.

Summarizing Fiction: Write a Postcard Name: _____





Hey! Let's be friends!

Click the icon below to follow me on social media.



Looking for new ideas and easy-to-implement strategies?

Tune in to the [Stellar Teacher Podcast](#) each week to hear me share actionable strategies that will help take you to the next level of your teaching career!

Click [HERE](#) to listen!

