


Reading Resource Bundle

SUMMARIZING FICTION

STRATEGY LESSONS SUMMARIZING


4 Small Group Lesson Sets



DIGITAL VERSION INCLUDED

DIFFERENTIATED READING PASSAGES


3 Sets of Leveled Passages



DIGITAL VERSION INCLUDED

READING PASSAGES SUMMARY FOCUS


5 Passages and Response Pages



DIGITAL VERSION INCLUDED

SUMMARIZING FICTIONAL TEXTS

READING RESPONSE ACTIVITIES



PRINT & DIGITAL VERSIONS INCLUDED

PICTURE OF THE DAY SUMMARIZING FICTION

Includes Both Print & Digital



10 pictures to practice understanding summarizing fiction!

SUMMARY FICTION TEXTS

20 Read & Respond Task Cards



DIGITAL VERSION INCLUDED

WHAT'S INCLUDED:

Small Group Lesson Plans & Passages

Includes 10 small group lesson plan sets complete with lesson plan, reading passage, strategy card, comprehension questions, and graphic organizers – everything you need to teach an effective small group lesson.

Reading Task Cards

Includes 20 reading task cards. Each task card is short (just a half a page) and includes graphic organizers and comprehension questions as part of the response options.

Differentiated Reading Passages

Each text included in this set is written at three different reading levels so regardless of the grade you are teaching, you can give your students the level that will best meet their instructional needs.

Reading Passages & Comprehension Questions

Get 10 reading passages that are aligned to the skill of understanding text features. Each passage also has a response template with a graphic organizer and comprehension questions. This is a great set for homework, independent practice or even to use as an assessment.

Picture of the Day

Get 10 pictures that include prompts to help students understand text features. Students will get practice "reading the picture" which will give them confidence in their ability to apply this reading skill to their independent reading as well.

Reading Response Activities

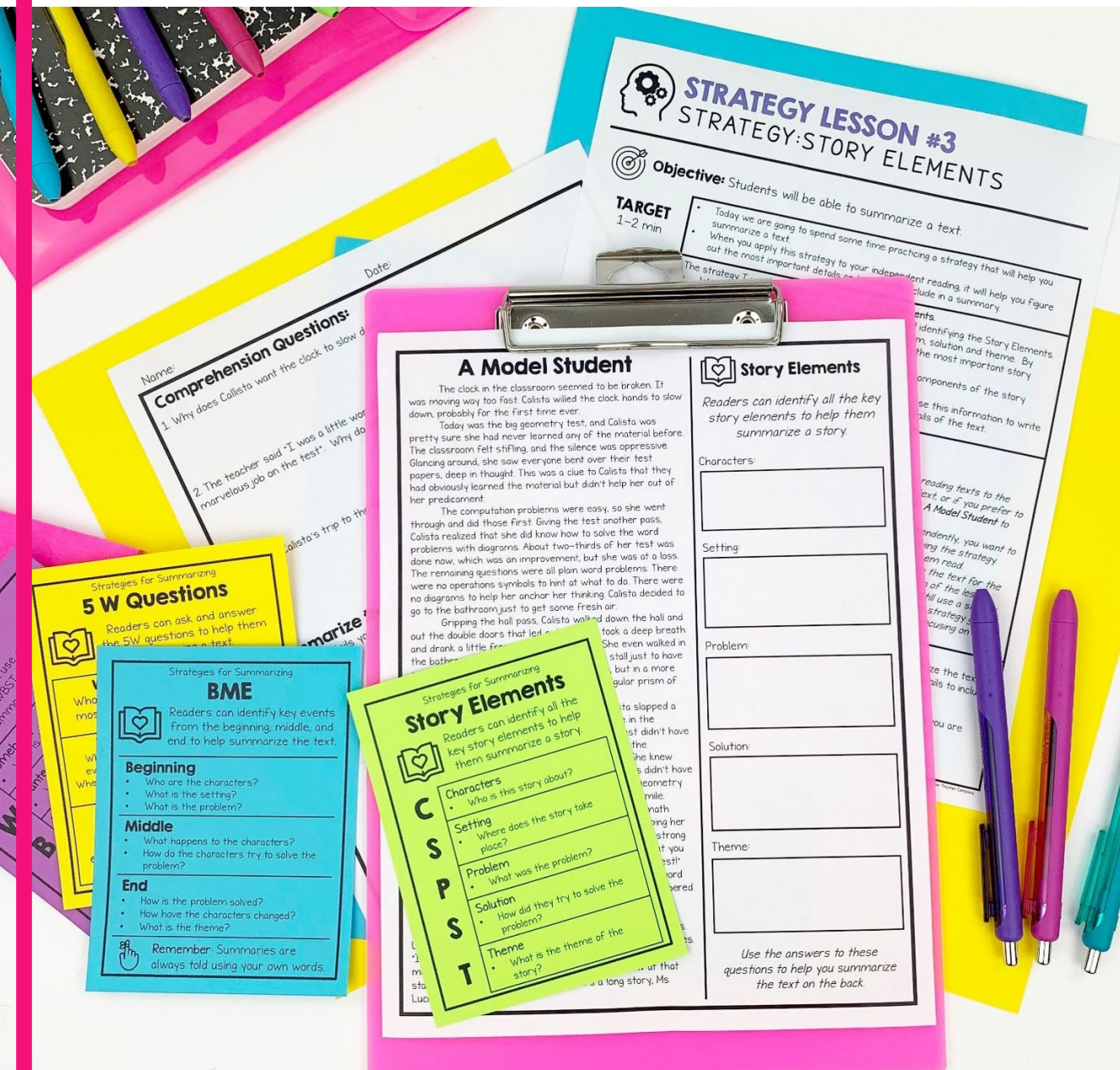
These fun and engaging response activities, question stems, worksheets, and choice boards are exactly what you need to help your students learn to understand text features in nonfiction text.

Small Group Lesson Plans

Everything you need to make planning small group lessons a breeze. Each strategy lesson plan follows the 4T: Target, Teach, Tackle, Transfer

What's Included:

- Scripted Lesson Plan
- Strategy Cards
- Student Text
- Response Page
- Teacher Guide



Reading Task Cards

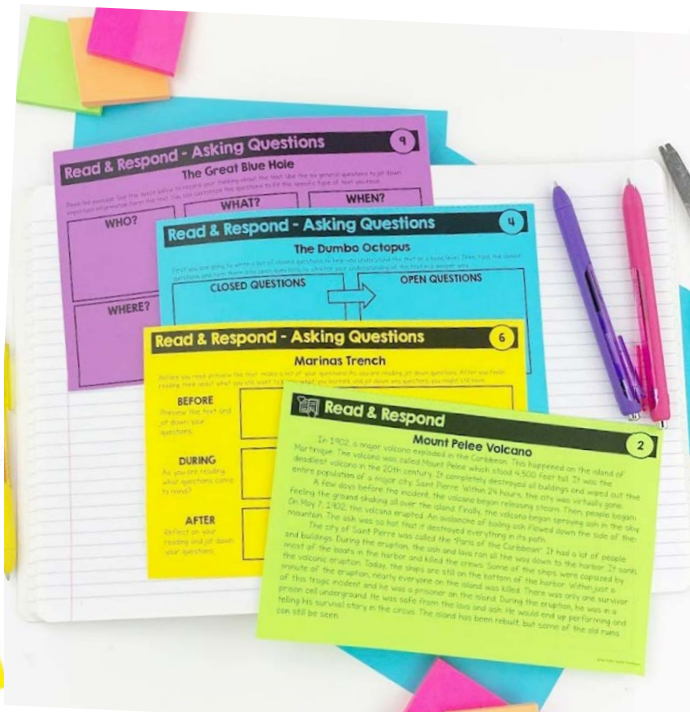
20 Reading Task Cards To Help Your Students Understand Summarizing Fiction.

3 Ways To Print & Use

#1: Just The Text:
Reading Passage
That Takes ½ page

#2: Passage & Graphic
Organizer: Printed Back &
Front

#3: Passage And
Response
Questions: Printed
Back & Front



Differentiated Reading Passages

3 of the same reading passages differentiated to 3 different levels make it easy to differentiate!

3 Sets of Differentiated Reading Passages

Each set includes the same text written at three different levels.

Graphic Organizer

Each text has a graphic organizer students can use in response to that story, OR, it can be used with any text to practice the same skill.

Reading Response Questions

Each text also includes a set of reading response questions that could be answered using any level of passages, so it doesn't matter what level they are reading the questions will be the same.

The image displays three differentiated versions of the reading passage "A Summer Surprise" and a graphic organizer for summarizing fiction. The passages are labeled "1", "2", and "3", indicating increasing levels of complexity. The graphic organizer is titled "Summarizing Fiction" and includes sections for "Who are the characters?", "Describe the setting?", "What is the main problem?", "How do the characters try to solve the problem?", and "What is the theme/message of the story?". Below these sections is a prompt: "Use your notes from above to write a summary of the story." To the right, a spiral notebook shows the reading response questions for "The Kayaking Adventure". The questions are:

1. Why did Jeremiah and Jasmine call their room Adventure-Aloha?
2. What was the difference between Jeremiah's experience in the kayak vs. that of his mom and sister?
3. Think about the action that Anne took in the kayak when they missed the takeout point. How would you describe her personality based on her actions?
4. Do you think Jeremiah, Jasmine, and Anne will go kayaking again?

Reading Passages & Comprehension Questions

Each Passage & Response Questions Follow A 4 Step Process

Step 1: Read The Passage: Students read the short passage.

Step 2: Think About The Passage: Students can use sticky notes or the blank squares to jot down their thoughts or questions about the text.

Step 3: Organize Your Thinking: Students organize their thinking by using the graphic organizer template.

Step 4: Respond To The Text: Students can answer 3 comprehension questions about the text.



INDEPENDENT PRACTICE Summarizing Fiction

Step 1: Read the Passage

Swimming

Summer break is, of course, Marco's favorite time around, and no sitting in a classroom all day. They are organized and make plans ahead of time.

Marco was texting with his best friend about swimming at the local community center last night and jumped out of bed to go talk to his mom. "Mom! Can I go swimming with Sam today?" "Good morning to you, too!" his mom laughed this morning.

"Thanks mom, can you drop me off at 10:00?" "Oh, honey, I can't drop you off! I am so busy today. Put on your thinking cap and figure something out." Marco sat down to eat some cereal but he didn't know which ones would get him to Sam's house and get a ride with his friend.

Marco's mom was proud of his independence and heavy and dangerous. Marco dropped his head on the table and sighed. "I'll figure it out." Marco ran upstairs to text Sam about fun things they could do together. Sam's mom worked out today. With a spring in his step,

Step 2: Think About

THINK ABOUT:

- What happened in the beginning? Middle? End?
- What problem or challenge is the character trying to overcome?
- What details are important to understanding the story?

Add a postcard directly in

Step 3: Organize Your Thinking

Somebody

Who is the story about?

Wanted

What did they want?

But

What is the problem?

So

How did they try to solve the problem?

Then

What is the solution?

Step 4: Respond to the Text

1. What is the timeline for the events in this passage?
2. Why can't Marco's mom take him swimming today?
3. What is Marco's strategy to avoid not having a ride?

Picture Of The Day

With this picture of the day routine, students will boost their reading confidence and work on key reading comprehension skills without having to read an actual text.

Students will:

- Study The Picture
- Then apply the comprehension skill to that picture
- Students respond in writing or discuss their ideas with the class.

Includes 3 Options:

- Option #1: PowerPoint Presentation
- Option #2: Student Worksheets:
- Option #3: Half Page Task Cards
- Option #4: Digital Version




Reading Response Activities

These reading response activities make responding to reading FUN with worksheets, templates, question stems & roll-n-respond prompts!

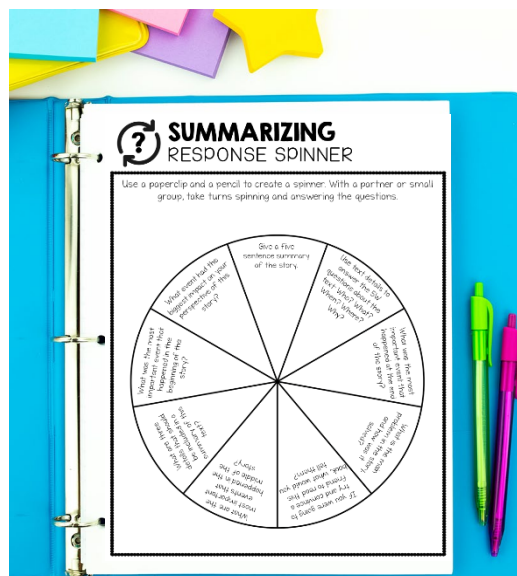
Roll-N-Write & Roll-N-Draw

There are two roll-n-respond boards. Each one includes 6 different prompts that help students respond to a text they are reading.



Question Stems

Includes a response spinner with question stems students can use to respond to a text they are reading.

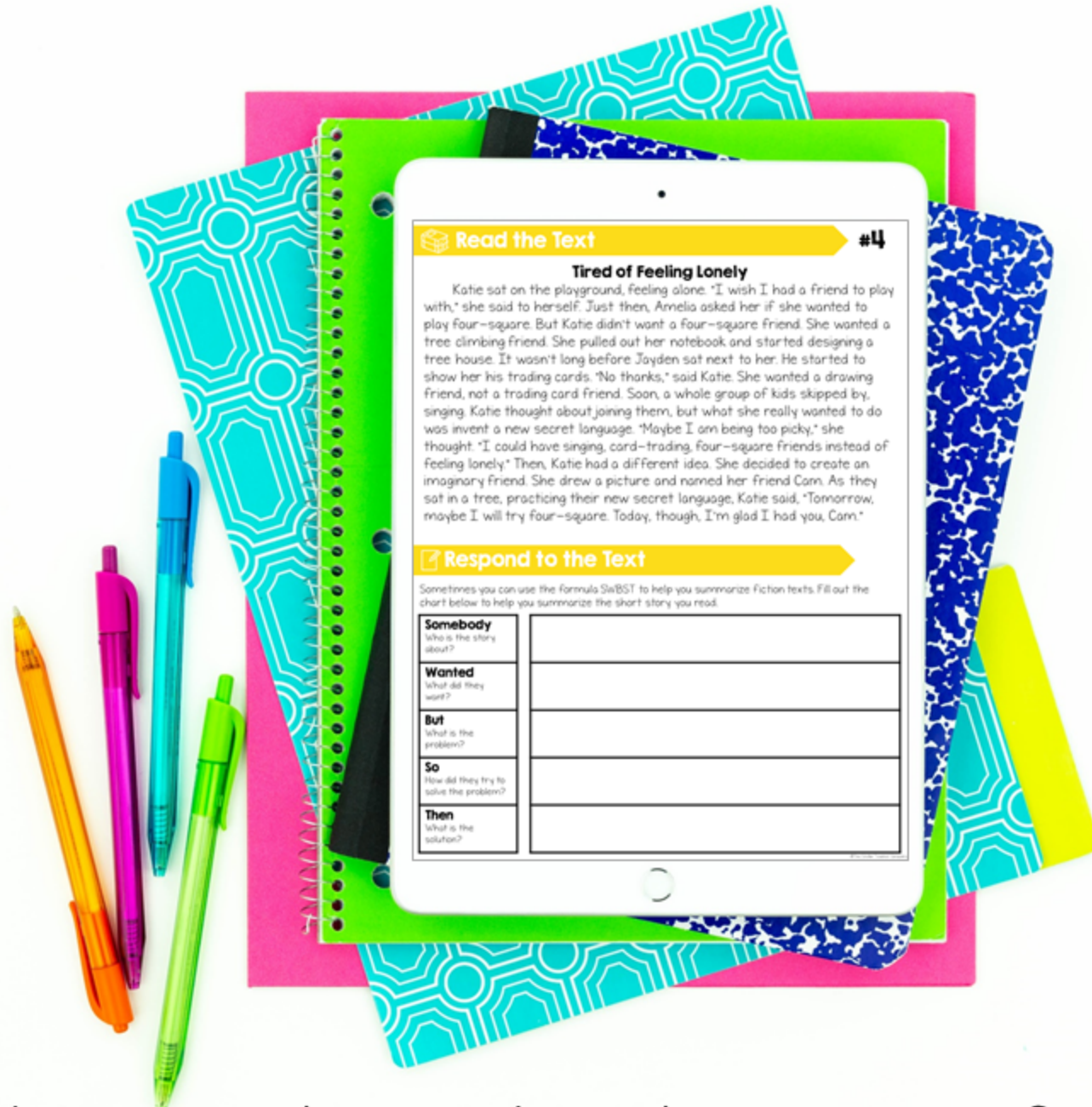


Question Cube & Cootie Catcher

Includes templates for question cubes and a cootie catcher/fortune teller. This is an easy way to make reading hands-on.



Digital Version



You can also a digital version of these reading task cards using Google Slides.

LET'S CONNECT!

Hey! Let's be friends!

Click the icon below to follow me on social media.



Looking for new ideas and easy-to-implement strategies?

Tune in to the [Stellar Teacher Podcast](#) each week to hear me share actionable strategies that will help take you to the next level of your teaching career!

Click [HERE](#) to listen!