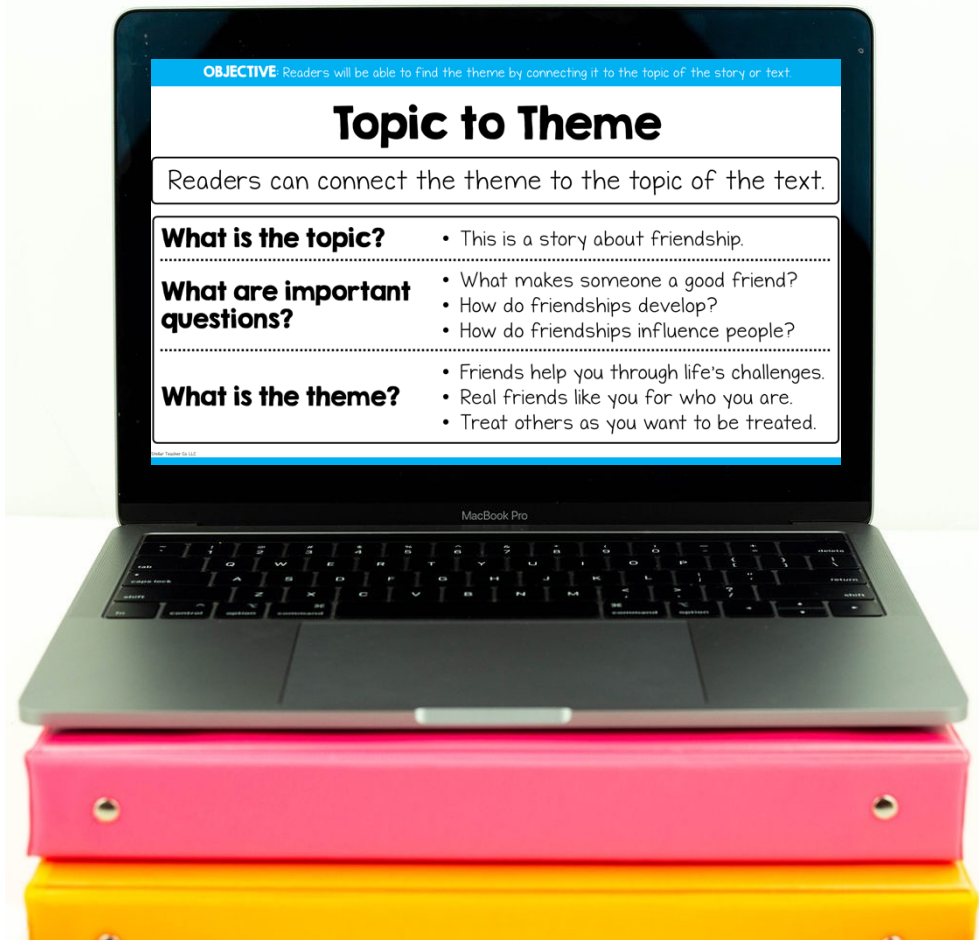
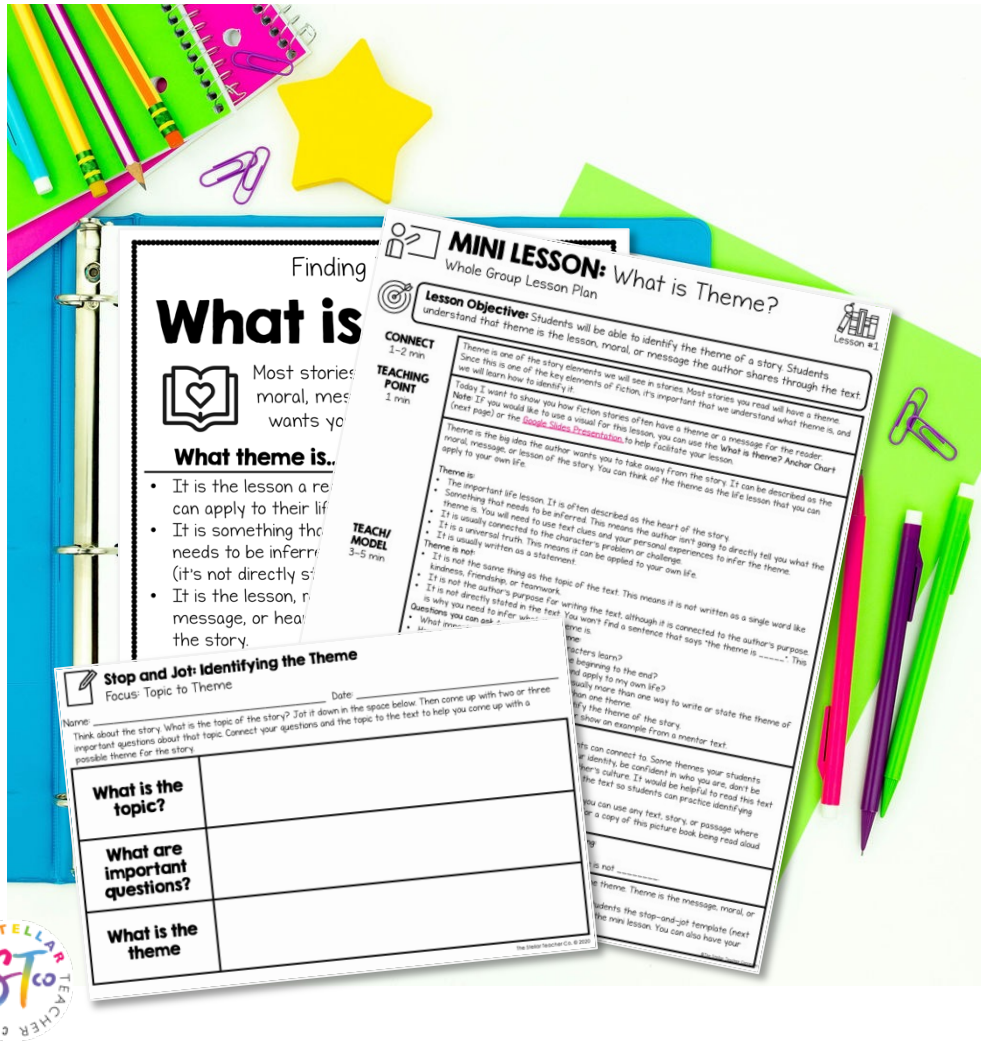


FINDING THEME

5 Low Prep Reading Lesson Sets



Lesson Plans • Anchor Charts • Google Slides • Graphic Organizers

3

REASONS TO LOVE

THESE THEME LESSON SETS

Finding Theme

What is theme?



Most stories have a theme. This is the moral, message, or lesson the author wants you to learn from the story.

What theme is...

- It is the lesson a reader can apply to their life.
- It is something that needs to be inferred. (it's not directly stated)
- It is the lesson, moral, message, or heart of the story.

What theme isn't...

- It is not just the topic of the text. It's not a single word like kindness, friendship, teamwork etc.
- It is not the author's purpose, but it is connected to it.

Questions you can ask to help identify the theme:

- ❖ What important life lesson did the characters learn?
- ❖ How did the characters change from the beginning to the end?
- ❖ What can I take away from this story and apply to my life?

Most of the time, there is more than one way to state the theme. There might even be more than one theme for the story you are reading.

©The Stellar Teacher Company

TIME-SAVING

I know a teacher's to-do list is massive, but with this resource, you can cross lesson planning off your list. This resource gives you everything you need for your whole group lessons on finding theme: scripted lesson plans, whole group teaching slides, anchor charts, and graphic organizers.

CLEAR AND CONCISE

These lessons make it super easy for you to clearly communicate, teach, and model each objective to your students. The lesson plans will help you deliver a clear and effective lesson, and the visuals included will help your students understand exactly what you are teaching.


LOW PREP FOR TEACHERS

This resource seriously is just print and teach. You won't have to prep any materials for your lessons. Think how much time you will save not having to type out lesson plans or prep anchor charts or slides for your lessons. They are all done for you with this resource.

WHAT'S INCLUDED?

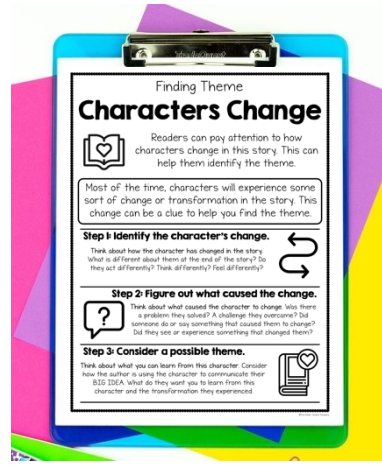
For each lesson you get a scripted lesson plan, an anchor chart, teaching slide set, and half-page graphic organizer.

5 SCRIPTED LESSON PLANS



These lesson plans are scripted and ready to go. You can attach them to your weekly lesson plan, use them to prep your lesson, or even read from them while teaching.

5 PRINTABLE ANCHOR CHARTS




Each lesson comes with a full-page printable anchor chart. Post it in your classroom after your lesson, or shrink it down to 85% and have students glue it in their notebooks.

5 MINI GRAPHIC ORGANIZERS



Each lesson includes a half-page graphic organizer. Students can use this during your lesson or you can assign it to them as independent practice after your lesson.

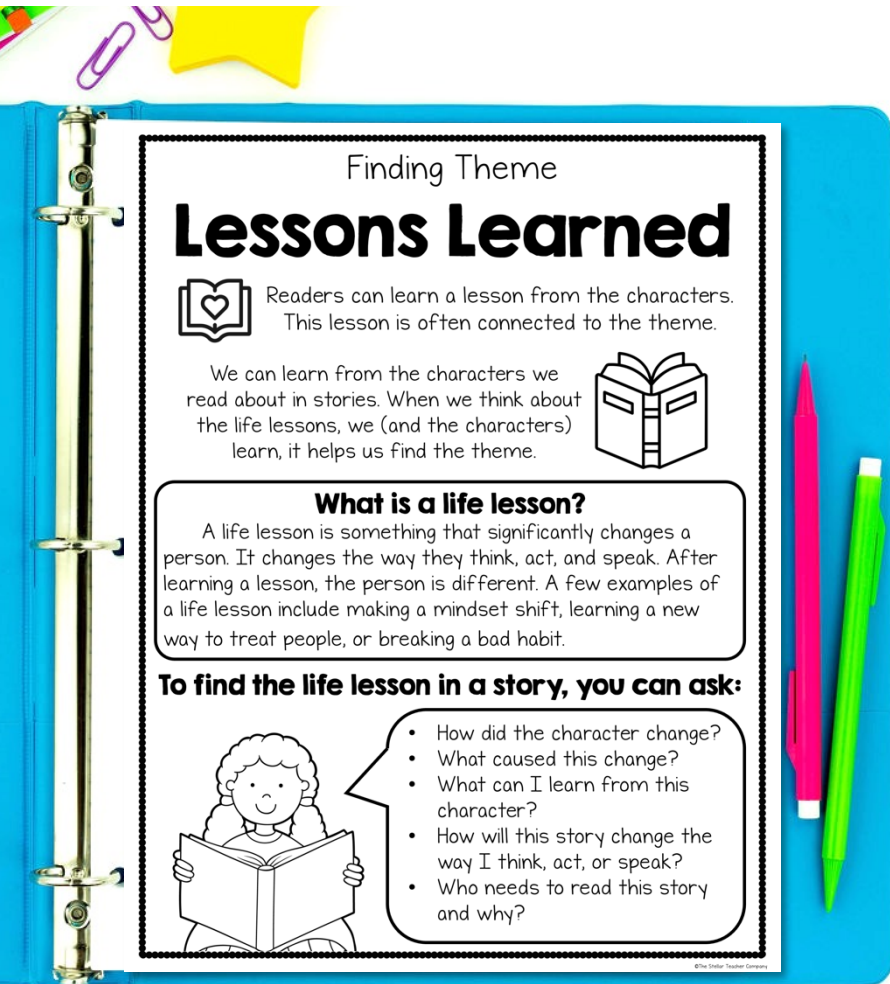
TEACHING SLIDES FOR EACH LESSON



Each lesson includes a set of teaching slides to help you teach, practice, and discuss the objective. These slides help you deliver an effective and engaging lesson.

WHAT LESSONS ARE INCLUDED?

This resource includes five lessons that are all connected to finding theme. You can teach all five or select the lessons that are most relevant to what your students need. These lessons are also great if you need to quickly spiral or review a concept.



- Lesson #1: What is theme?
- Lesson #2: Topic to Theme
- Lesson #3: Lessons Learned
- Lesson #4: Characters Change
- Lesson #5: Giving Advice

Just print the set you want to teach, and you're set for a stellar whole group lesson.

LOW PREP and EASY-TO-USE



MINI LESSON: Giving Advice

Whole Group Lesson Plan



Lesson #5



Lesson Objective: Students can find the theme of a story by thinking about the advice they would give the character.

CONNECT 1-2 min

Have you ever had a friend ask for advice? Sometimes when people are experiencing a challenge or have a problem they will ask a friend for advice. Asking a friend for advice will give them ideas on how they can solve their problem. Since we know that the character faces, giving advice is one way to help them solve their problem.

TEACHING POINT 1 min

Today, I want to show you how to find the theme of a story. Note: If you would like to use the Chart (next page) or the Good and Bad Chart, you can use it.

One strategy you can use to find the theme of a story is to think about the challenge, or problem. More often than not, the theme of a story is a challenge. So if you can give advice to prevent the challenge from happening, you can find the theme.

TEACH/ MODEL 3-5 min

When you're giving advice:

- Think about the main problem or challenge.
- Consider the advice you would give to prevent this problem.
- Use your very specific advice to solve the problem.

Giving advice is one strategy to find the theme. Let's take a look at an example.

SUGGESTED MENTOR TEXT (optional) 3-5 min

The Sandwich Swap

- This book has many examples of characters who face challenges. The cover, be open-minded, and different from this strategy to find the theme.

Note: If you do not have time to read the book, you can read the beginning of the story to find the problem and prevent it from happening.

Finding Theme Giving Advice



Readers can identify the theme by thinking about what advice they would give the character.

What is their problem?

- What is the main problem or challenge the main character faces in this story?
- How did they try to solve their problem?

What advice would you give?

- If you could give advice to the character at the beginning of the story, how would you prevent the problem from happening?

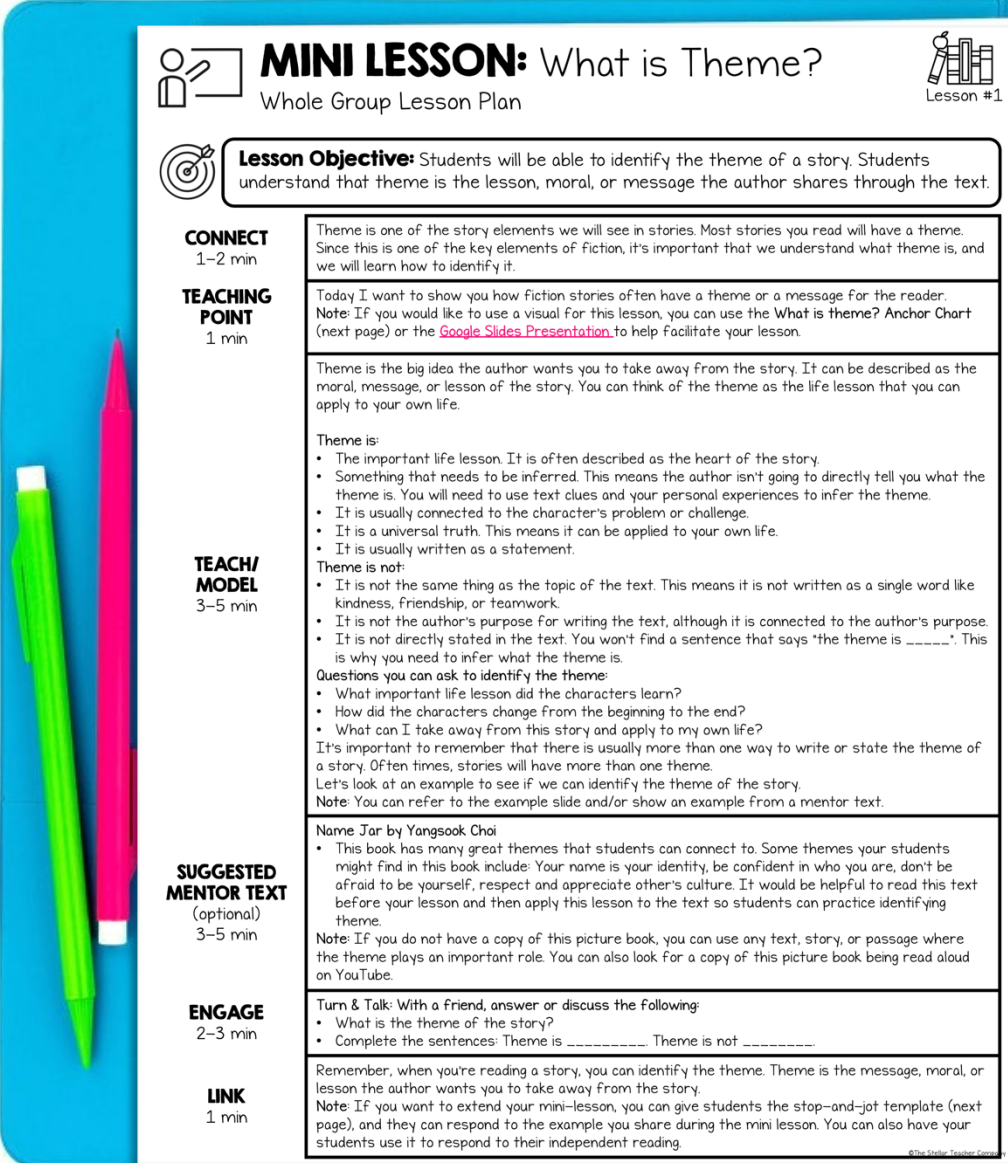
TAKE A CLOSER LOOK...

SCRIPTED TEACHER LESSON PLAN

Each lesson set includes a scripted teacher lesson plan. It provides you with the exact language you can use to teach that objective. These lesson plans will help keep your lessons short and concise.

Each lesson plan includes the following sections:

- Connect & Introduce Objective
- Teach & Model
- Suggested Mentor Text Title
- Engage Questions
- Closure



MINI LESSON: What is Theme?
Whole Group Lesson Plan Lesson #1

Lesson Objective: Students will be able to identify the theme of a story. Students understand that theme is the lesson, moral, or message the author shares through the text.

CONNECT
1-2 min
Theme is one of the story elements we will see in stories. Most stories you read will have a theme. Since this is one of the key elements of fiction, it's important that we understand what theme is, and we will learn how to identify it.

TEACHING POINT
1 min
Today I want to show you how fiction stories often have a theme or a message for the reader. Note: If you would like to use a visual for this lesson, you can use the [What is theme? Anchor Chart](#) (next page) or the [Google Slides Presentation](#) to help facilitate your lesson.

Theme is the big idea the author wants you to take away from the story. It can be described as the moral, message, or lesson of the story. You can think of the theme as the life lesson that you can apply to your own life.

Theme is:

- The important life lesson. It is often described as the heart of the story.
- Something that needs to be inferred. This means the author isn't going to directly tell you what the theme is. You will need to use text clues and your personal experiences to infer the theme.
- It is usually connected to the character's problem or challenge.
- It is a universal truth. This means it can be applied to your own life.
- It is usually written as a statement.

Theme is not:

- It is not the same thing as the topic of the text. This means it is not written as a single word like kindness, friendship, or teamwork.
- It is not the author's purpose for writing the text, although it is connected to the author's purpose.
- It is not directly stated in the text. You won't find a sentence that says "the theme is _____". This is why you need to infer what the theme is.

Questions you can ask to identify the theme:

- What important life lesson did the characters learn?
- How did the characters change from the beginning to the end?
- What can I take away from this story and apply to my own life?

It's important to remember that there is usually more than one way to write or state the theme of a story. Often times, stories will have more than one theme.
Let's look at an example to see if we can identify the theme of the story.
Note: You can refer to the example slide and/or show an example from a mentor text.

SUGGESTED MENTOR TEXT
(optional)
3-5 min
Name: Jar by Yangsook Choi
• This book has many great themes that students can connect to. Some themes your students might find in this book include: Your name is your identity, be confident in who you are, don't be afraid to be yourself, respect and appreciate other's culture. It would be helpful to read this text before your lesson and then apply this lesson to the text so students can practice identifying theme.
Note: If you do not have a copy of this picture book, you can use any text, story, or passage where the theme plays an important role. You can also look for a copy of this picture book being read aloud on YouTube.

ENGAGE
2-3 min
Turn & Talk: With a friend, answer or discuss the following:
• What is the theme of the story?
• Complete the sentences: Theme is _____. Theme is not _____.

LINK
1 min
Remember, when you're reading a story, you can identify the theme. Theme is the message, moral, or lesson the author wants you to take away from the story.
Note: If you want to extend your mini-lesson, you can give students the stop-and-jot template (next page), and they can respond to the example you share during the mini lesson. You can also have your students use it to respond to their independent reading.



TAKE A CLOSER LOOK...

PRINTABLE ANCHOR CHART



Each lesson includes a printable anchor chart. You can either print this chart and display it under a document camera to help teach your lesson or you can always give students a copy of the anchor chart after the lesson to glue in their folder or notebook.

These anchor charts include all the key information students need to remember from your lesson.



Finding Theme

What is theme?



Most stories have a theme. This is the moral, message, or lesson the author wants you to learn from the story.

What theme is...

- It is the lesson a reader can apply to their life.
- It is something that needs to be inferred. (it's not directly stated)
- It is the lesson, moral, message, or heart of the story.

What theme isn't...

- It is not just the topic of the text. It's not a single word like kindness, friendship, teamwork etc.
- It is not the author's purpose, but it is connected to it.

Questions you can ask to help identify the theme:

- ❖ What important life lesson did the characters learn?
- ❖ How did the characters change from the beginning to the end?
- ❖ What can I take away from this story and apply to my life?

Most of the time, there is more than one way to state the theme. There might even be more than one theme for the story you are reading.

©The Stellar Teacher Company





TAKE A CLOSER LOOK...

MINI GRAPHIC ORGANIZER

Each lesson includes a half-page graphic organizer related to the objective. These graphic organizer work with any text.

You can use them during the lesson to help model the concept to your students.

Or, you can give them to students after the lesson and have them practice applying the objective to their independent reading.

You can also use them during your small group lessons.



Stop and Jot: Identifying the Theme

Focus: What is theme?

Name: _____ Date: _____

Answer the three questions below to help you identify a possible theme for this story.

• What important life lesson did the characters learn?

• How did the characters change from the beginning to the end?

• What can I take away from this story and apply to my own life?

What is the theme of this story?



Stop and Jot: Identifying the Theme

Focus: What is theme?

Name: _____ Date: _____

Answer the three questions below to help you identify a possible theme for this story.

• What important life lesson did the characters learn?

• How did the characters change from the beginning to the end?

• What can I take away from this story and apply to my own life?

What is the theme of this story?



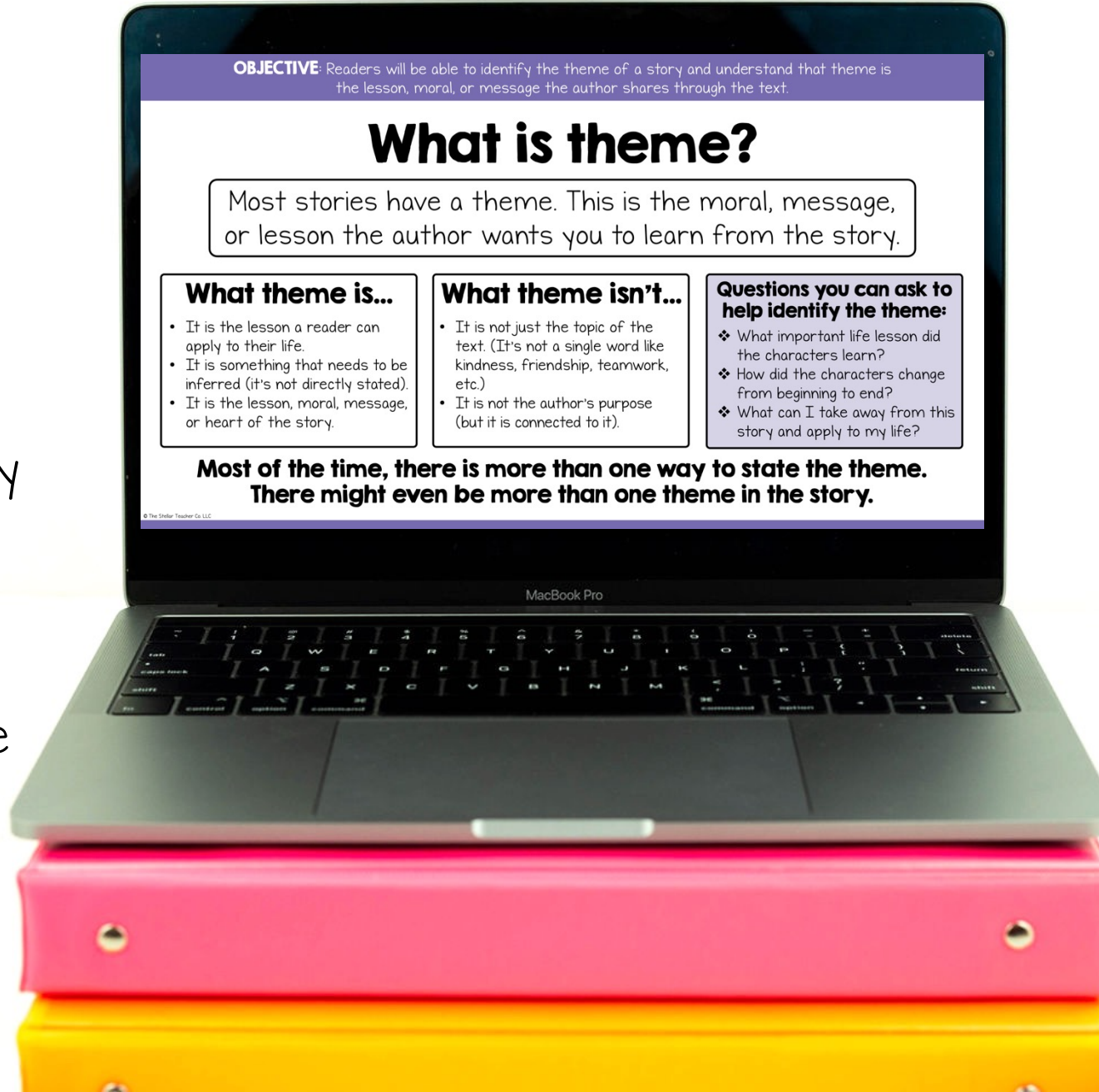


TAKE A CLOSER LOOK...

GOOGLE SLIDE SET: TEACHING SLIDE

Each lesson includes a teaching slide. This slide includes a lot of the same information on the anchor chart.

It is a great slide to display during the teach/model portion of your lesson. It will help you clearly communicate the objective to your students.



OBJECTIVE: Readers will be able to identify the theme of a story and understand that theme is the lesson, moral, or message the author shares through the text.

What is theme?

Most stories have a theme. This is the moral, message, or lesson the author wants you to learn from the story.

What theme is...

- It is the lesson a reader can apply to their life.
- It is something that needs to be inferred (it's not directly stated).
- It is the lesson, moral, message, or heart of the story.

What theme isn't...

- It is not just the topic of the text. (It's not a single word like kindness, friendship, teamwork, etc.)
- It is not the author's purpose (but it is connected to it).

Questions you can ask to help identify the theme:

- ❖ What important life lesson did the characters learn?
- ❖ How did the characters change from beginning to end?
- ❖ What can I take away from this story and apply to my life?

**Most of the time, there is more than one way to state the theme.
There might even be more than one theme in the story.**

© The Stellar Teacher Co. LLC

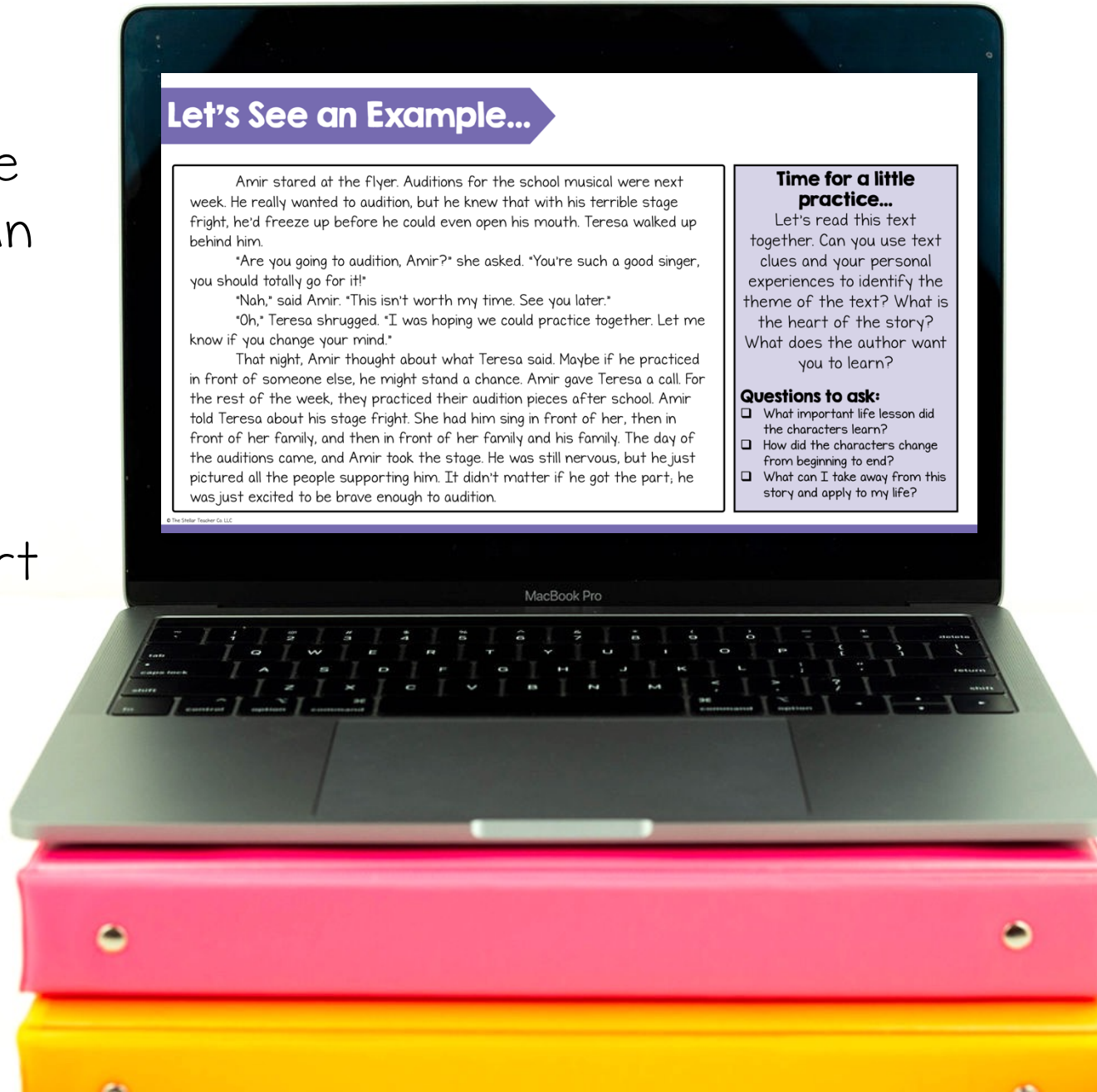


TAKE A CLOSER LOOK...

GOOGLE SLIDE SET: EXAMPLE SLIDE

Each lesson includes an example slide. The example slide is a great slide you can use to either model or practice with your students.

It will either include a short paragraph or a chart or some other example related to the objective of the lesson.



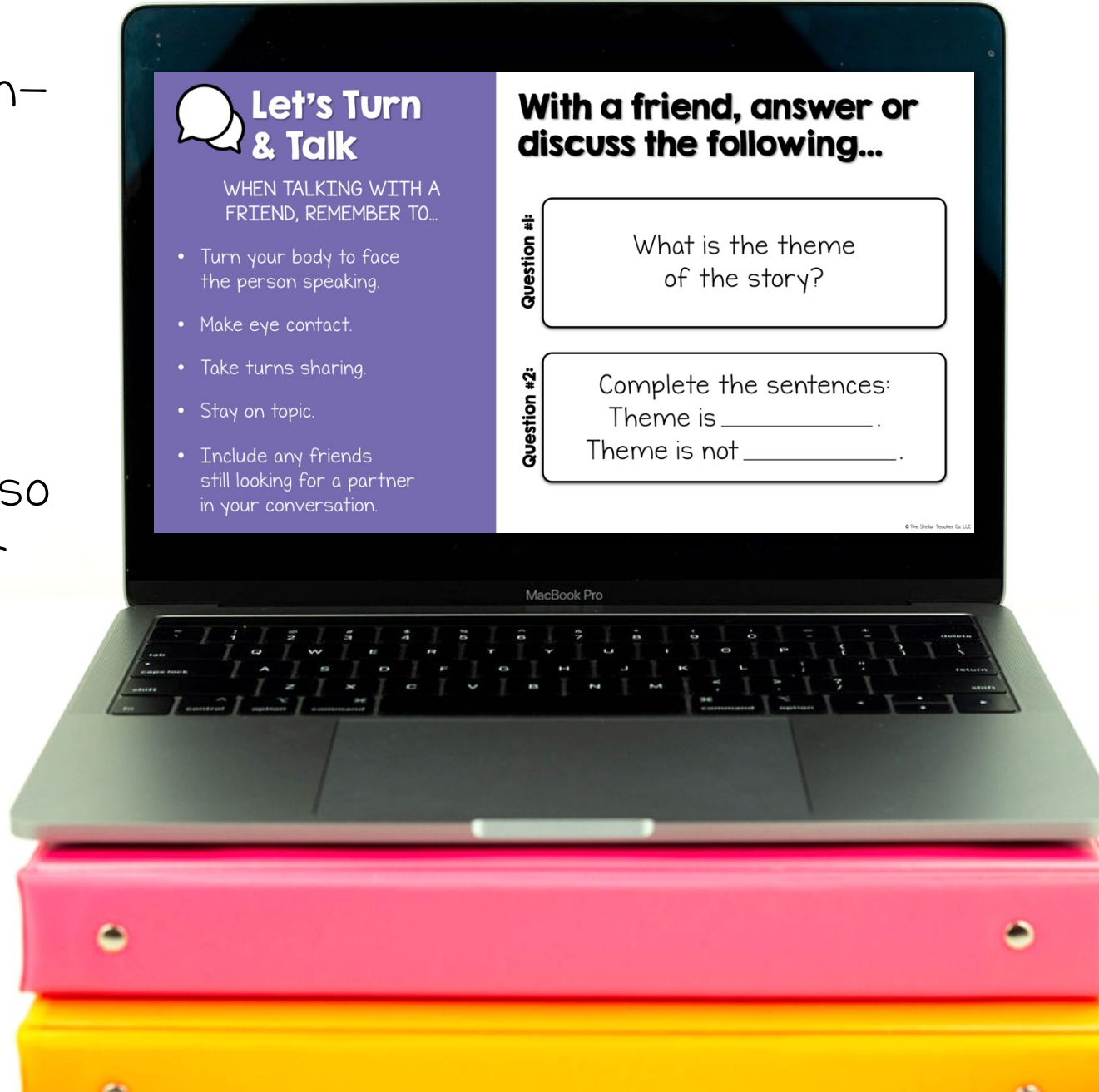


TAKE A CLOSER LOOK...

GOOGLE SLIDE SET: TURN & TALK SLIDE

Each lesson includes a turn-and-talk slide with two questions you can use for whole group discussion at the end of your lesson.

The turn-and-talk slide also includes key reminders for how students should be engaging in discussion with their peers.



Let's Turn & Talk

WHEN TALKING WITH A FRIEND, REMEMBER TO...

- Turn your body to face the person speaking.
- Make eye contact.
- Take turns sharing.
- Stay on topic.
- Include any friends still looking for a partner in your conversation.

With a friend, answer or discuss the following...

Question #1:

What is the theme of the story?

Question #2:

Complete the sentences:
Theme is _____.
Theme is not _____.

© The Stellar Teacher Co. LLC

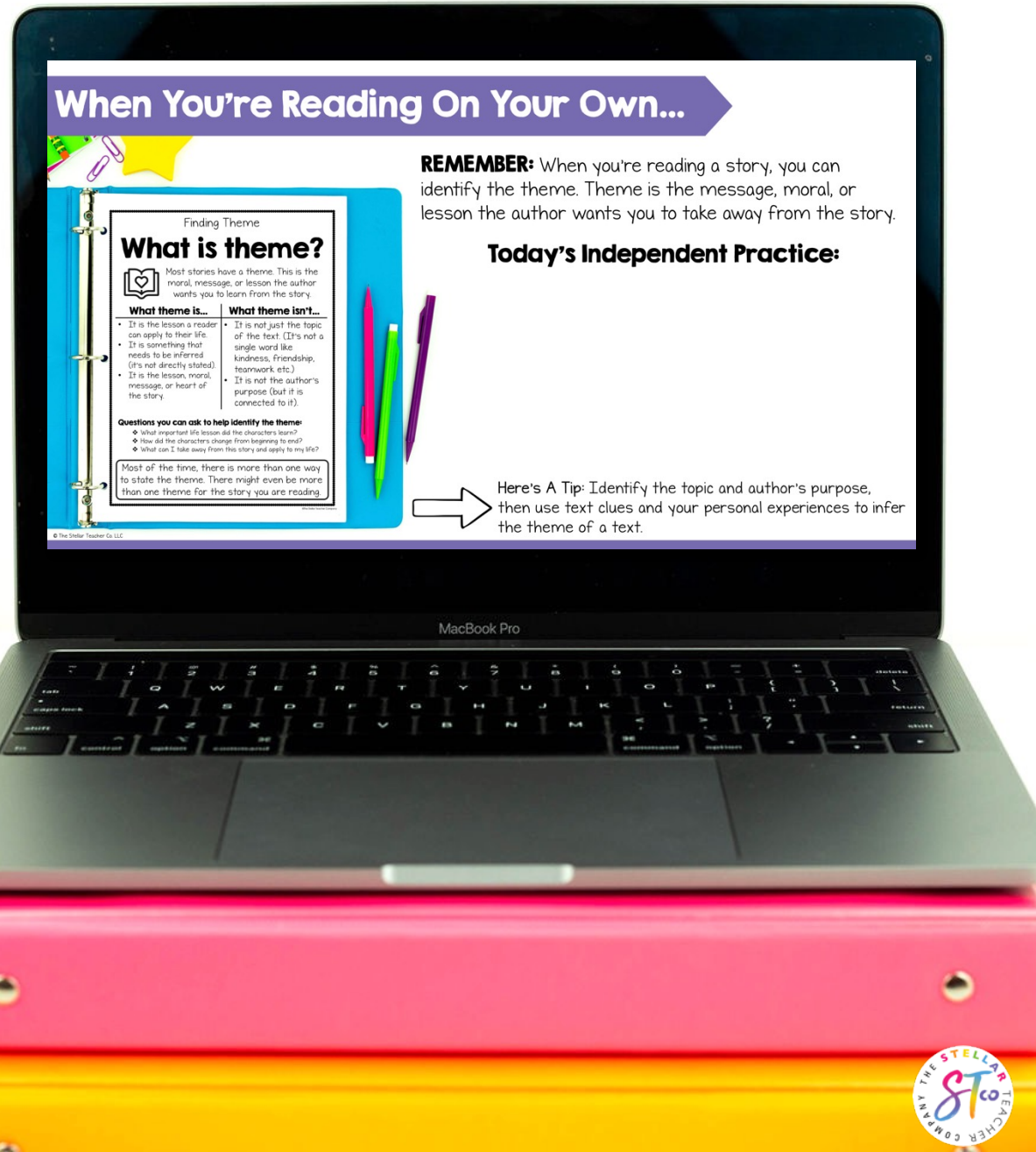


TAKE A CLOSER LOOK...

GOOGLE SLIDE SET: CLOSING SLIDE

The final slides includes a reminder of what you taught and then blank space for you to customize the independent practice assignment for the day.

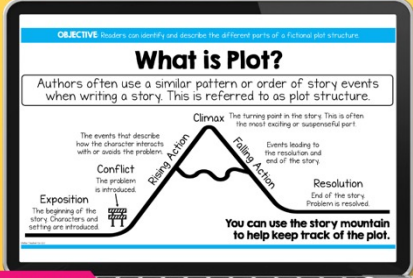
This is a great slide to leave up during your independent practice so students can be reminded of what you taught and also know what they should be working on.



NEED MORE THAN JUST THIS SET?

CHECK OUT SOME OF MY OTHER READING MINI LESSON SETS.

READING BUNDLE *no prep lessons & slides* 100+ Lessons for The Entire Year!

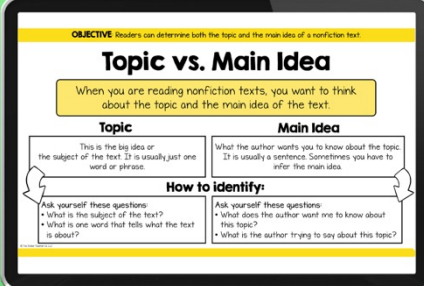


PERFECT FOR
3rd - 5th

LESSON PLANS • TEACHING SLIDES • ANCHOR CHARTS

[Click HERE for the bundle.](#)

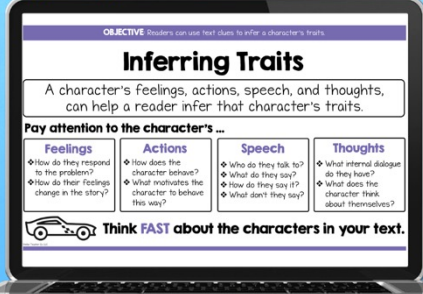
MAIN IDEA *no prep lessons & slides*



LESSON PLANS • ANCHOR CHARTS • STUDENT PRACTICE

[Click HERE for the main idea set.](#)

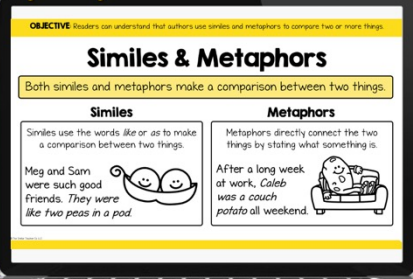
CHARACTERS *no prep lessons & slides*



LESSON PLANS • TEACHING SLIDES • ANCHOR CHARTS

[Click HERE for the characters set.](#)

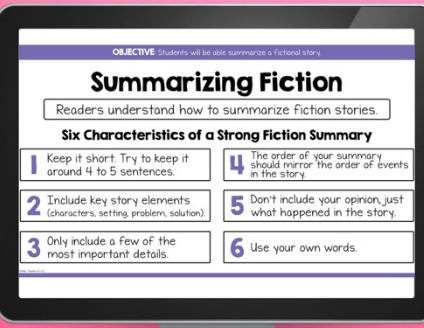
FIGURATIVE LANGUAGE *no prep lessons & slides*



LESSON PLANS • ANCHOR CHARTS • STUDENT PRACTICE

[Click HERE for the figurative language set.](#)


SUMMARIZING *no prep lessons & slides*



LESSON PLANS • ANCHOR CHARTS • STUDENT PRACTICE

[Click HERE for the summarizing set.](#)

CAUSE & EFFECT *no prep lessons & slides*



LESSON PLANS • TEACHING SLIDES • ANCHOR CHARTS

[Click HERE for the cause and effect set.](#)

LOOKING FOR OTHER RESOURCES TO HELP WITH READING?

Do your students need help building their vocabulary?

context clues • prefixes & suffixes • root words

VOCAB ROUTINES BUNDLE

5 ROUTINES

Monday: Break It Down Monday: Make a Prediction

Affix #3 **de-**

Example: Amber felt **depressed** and **dejected** after she lost the spelling bee. She assumed she would win, but was the first contestant to get out.

Sample: Mr. Jones will **deduct** points on your test if you forget to put your name and date on the top.

homophones • figurative language

Do you need help planning and prepping your small group lessons?

107 scripted lesson sets to teach key reading skills

STRATEGY LESSONS YEAR - LONG Bundle

STRATEGY LESSON #3
STRATEGY: STORY ELEMENTS

Objective: Students will be able to identify the key story elements to help them summarize a story.

TARGET 1-2 min

TEACH 1-2 min

TACKLE 5-10 min

A Model Student

Story Elements

Readers can identify all the key story elements to help them summarize a story.

Characters: Calista, Ms. Lucia

Setting:

Problem:

Solution:

Lesson Plans

Reading Passages

Strategy Cards

Click [HERE](#) to check out this bundle of vocabulary routines!

Click [HERE](#) to check out this year-long bundle.

WANT A FREE SAMPLE?



CLICK THE BUTTON BELOW, AND I'LL EMAIL YOU A FREE SAMPLE!



I'd love to share a free lesson set to help you teach fictional story elements. Sign-up below and I'll e-mail you a free lesson plan, anchor chart, mini-graphic organizer, and slide set.

[CLICK HERE TO GRAB YOUR FREE SAMPLE!](#)

I hope you and your students enjoy them!

LET'S CONNECT




My favorite way to help support and encourage teachers is with my weekly podcast! Have you tuned in yet?

STELLAR TEACHER PODCAST

with Sara Marye



Each week I share actionable tips and easy strategies that you can implement immediately. Tune in on your drive to work or as you're setting up your classroom for the day.



[CLICK HERE TO LISTEN TO THE LATEST EPISODE!](#)

Be sure to follow and subscribe on your favorite podcast player app!