

# Reading Response Activities

# POINT OF VIEW

 **POINT OF VIEW**  
**TIC-TAC-TOE**


Name: \_\_\_\_\_ Date: \_\_\_\_\_  
**Directions:** Each time you read a book, try to create a different artifact you complete an artifact, write the date in the box. Try to get tic-tac-toe. Each time you challenge, try to do them all throughout the year.

<b>POV Switch</b> Think about what point of view the story was written. Choose a different point of view and rewrite three main story events using different points of view. Make sure you include clues that will help the reader know what point of view you are writing from.	<b>Me, The Narrator</b> Think about the main events. Write about the events with the narrator. Make sure your own perspective is in the narration. How being the narrator would change the story.
<b>Dear Diary</b> Choose a character who is not the narrator. Choose a story event and have the character write a journal entry describing that event from their perspective. How is it different from the portrayal of the event in the actual story?	<b>News Report</b> When news is reported from the outside, it is often written as a report. Write a news report about a challenge. Remember to include the reporter's perspective.
<b>Mind Map</b> Draw a picture of the character in the story from whose perspective the story is being told. Draw pictures around them to show the events, characteristics or	<b>W</b> Ch

**Understanding POV: Debate** Each time  
**Directions:** Characters often have different perspectives. Think about two characters from the story and a topic they could debate. Write an opening statement for each character about the topic showing their differing perspectives.

Name: \_\_\_\_\_

**Character #1:** \_\_\_\_\_




**Character #2:** \_\_\_\_\_



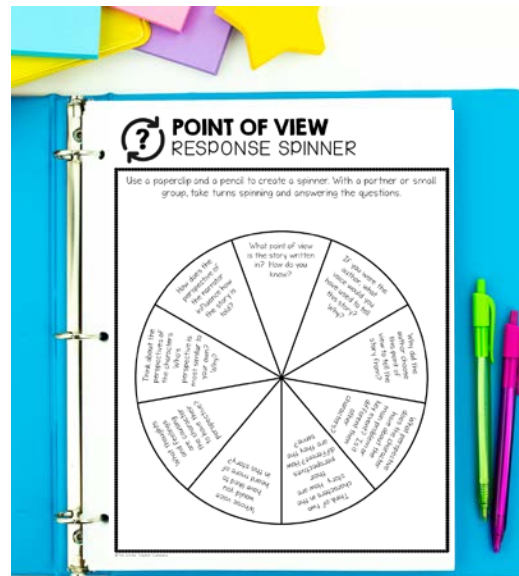
# WHAT'S INCLUDED?

This resource includes roll-n-respond prompts, question stems, worksheets, templates, and all sorts of goodies that will help your students have fun while responding to reading.




## Roll-N-Write & Roll-N-Draw

There are two roll-n-respond boards. Each one includes 6 different prompts that help students respond to a text they are reading.



## Question Stems

Includes a response spinner with question stems students can use to respond to a text they are reading.



## Question Cube & Cootie Catcher

Includes templates for question cubes and a cootie catcher/fortune teller. This is an easy way to make reading hands-on.

**\*Digital versions are included for all templates.\***

# TIC-TAC-TOE CHOICE BOARD

This resource includes a TIC-TAC-TOE Choice Board with 9 different reading response activities. In addition to the choice board, there are 9 response templates included that are aligned to each of the choice board activities.

**POINT OF VIEW TIC-TAC-TOE**

Name: \_\_\_\_\_ Date: \_\_\_\_\_

**Directions:** Each time you read a book, try to create a different artifact for your study of point of view. Each time you complete an artifact, write the date in the box. Try to get tic-tac-toe (3 in a row) OR if you're up for the challenge, try to do them all throughout the year.

<p><b>POV Switch</b></p> <p>Think about what point of view the story was written. Choose a different point of view and rewrite three main story events using different points of view. Make sure you include clues that will help the reader know what point of view you are writing from.</p>	<p><b>Me, The Narrator</b></p> <p>Think about the main story events. Write about one of the events with you as a narrator. Make sure you add your own perspective to the narration. How would you being the narrator change the way the story was told?</p>	<p><b>Debate</b></p> <p>Characters often have different perspectives. Think about two characters from the story and a topic they could debate. Write an opening statement for each character about the topic showing their differing perspectives.</p>
<p><b>Dear Diary</b></p> <p>Choose a character who is not the narrator. Choose a story event and have the character write a journal entry describing that event from their perspective. How is it different from the portrayal of the event in the actual story?</p>	<p><b>News Reporter</b></p> <p>When news is reported it is from the point of view of an outsider, the news reporter. Write a script for a news reporter summarizing the challenges in the story. Remember news reporters are often unbiased and present just the facts!</p>	<p><b>New Perspective</b></p> <p>Choose three characters from the story. List out their perspective on key events in the story. Give each of them a piece of advice that would encourage them to consider the event from a different perspective.</p>
<p><b>Mind Map</b></p> <p>Draw a picture of the character in the story from whose perspective the story is being told. Draw pictures around them to show the events, traits, characteristics or things that are influencing their perspective.</p>	<p><b>What They Said!</b></p> <p>Choose two characters from the story and think about their perspectives. Write a conversation between them that shows their thinking about a particular story event or details. Do they agree or disagree? Are their perspectives the same or different?</p>	<p><b>Not Like Me</b></p> <p>Choose a character in the book that is the most different from you in terms of your perspective. Create a Venn diagram to show your differences. Write a paragraph explaining how you would have responded differently to events in the story.</p>

**Understanding POV-POV Switch**

**Original Point of View:**

Describe an event in the story. Write the event in a different point of view.

**Understanding POV-Me, The Narrator**

Describe an event from the story with you as the narrator.

**Understanding POV-Debate**

Character #1

Character #2

**Understanding POV-Dear Diary**

Write a journal entry describing that event from the character's perspective.

**Understanding POV-News Reporter**

Write a script for a news reporter summarizing the challenges in the story.

**Understanding POV-New Perspective**

Character #1

Character #2

Character #3

My Advice

My Advice

My Advice

**Understanding POV-Mind Map**

Draw a picture of the character in the story from whose perspective the story is being told.

**Understanding POV-What They Said!**

Character 1

Character 2

Do the characters agree or disagree? Are their perspectives the same or different?

**Understanding POV-Not Like Me**

Your Name

Character

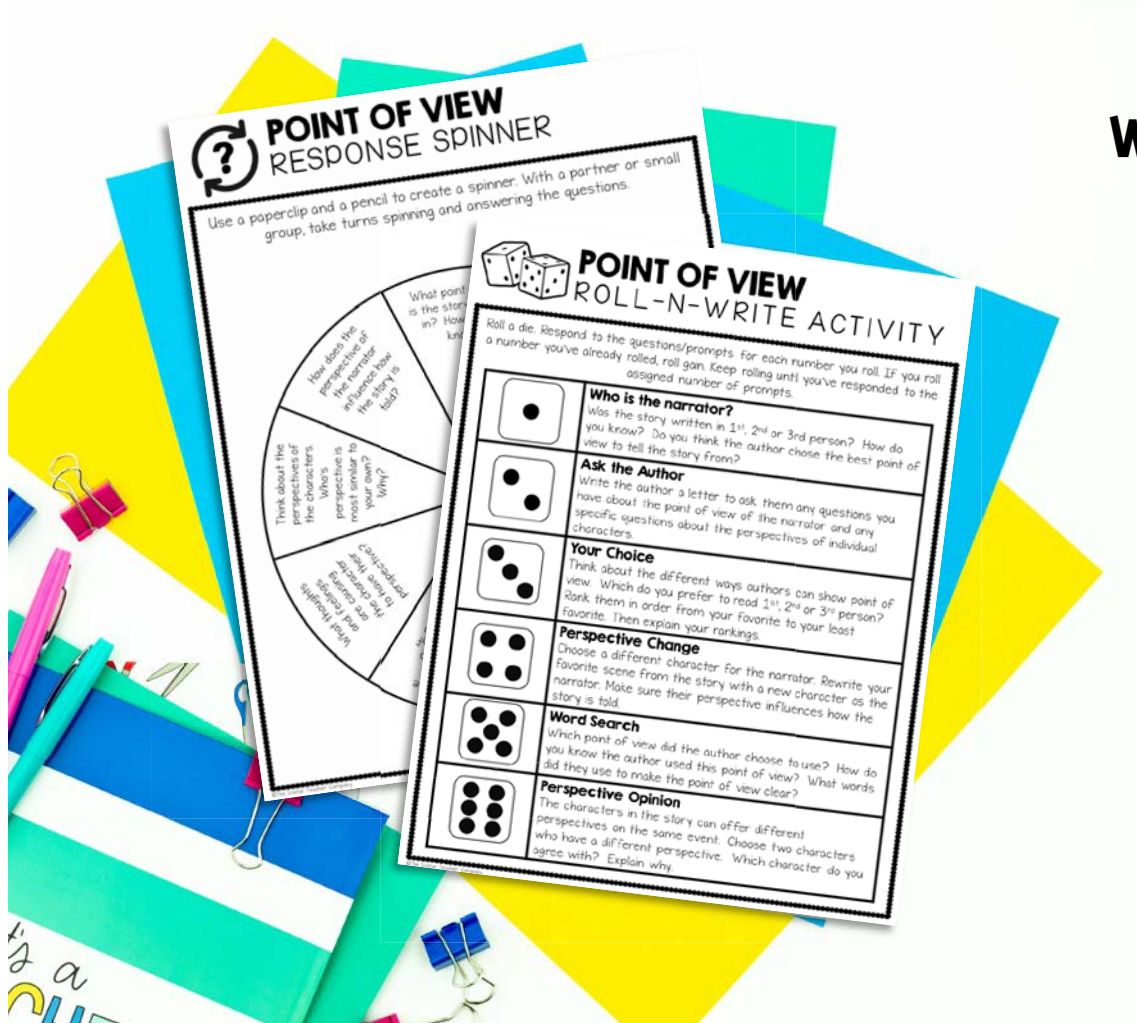
Write a paragraph explaining how you would have responded differently to the events in the story.

\* Digital versions are included for all templates. \*



# MAKES READING FUN!

Students have so much fun using these response templates to respond to reading. These response activities makes teaching reading fun and easy. Once you introduce the activities to your students they will have TONS of choices in how to respond.



## WORKS GREAT FOR ALL PARTS OF YOUR READING BLOCK:

- Workstation Activities
- Small Group Discussions
- Partner Practice
- Independent Practice
- Homework
- Extension Activities
- Parent Resources


\*Digital versions are included for all templates.\*

# Includes Digital Versions

I love to provide both print and digital options in my resources. This resource includes a digital version created using Google Slides.

In addition to the print version, you get a digital version created using Google Slides for all the response activities/templates.

Rest assured, you can use this resource in both face-to-face and virtual classrooms.



# A LOOK INSIDE...



## POINT OF VIEW ROLL-N-WRITE ACTIVITY

Roll a die. Respond to the questions/prompts for each number you roll. If you roll a number you've already rolled, roll again. Keep rolling until you've responded to the assigned number of prompts.

	<b>Who is the narrator?</b> Was the story written in 1 <sup>st</sup> , 2 <sup>nd</sup> or 3 <sup>rd</sup> person? How do you know? Do you think the author chose the best point of view to tell the story from?
	<b>Ask the Author</b> Write the author a letter to ask them any questions you have about the point of view of the narrator and any specific questions about the perspectives of individual characters.
	<b>Your Choice</b> Think about the different ways authors can show point of view. Which do you prefer to read 1 <sup>st</sup> , 2 <sup>nd</sup> or 3 <sup>rd</sup> person? Rank them in order from your favorite to your least favorite. Then explain your rankings.

### Perspective Change



## POINT OF VIEW ROLL-N-DRAW ACTIVITY

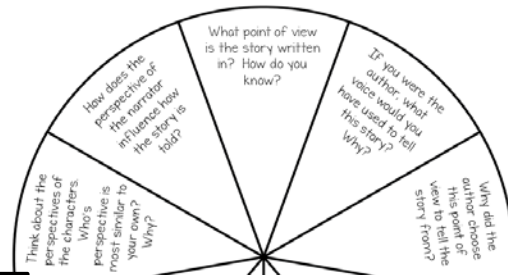
Roll a die. Complete the activity that corresponds with the number you rolled. Keep rolling until you've completed your assigned number of activities.

	<b>Who is Telling The Story?</b> Draw a picture of the person who is telling the story. Use the author's words to add as much details about the person as possible.
	<b>Setting</b> Draw a picture of the setting based on the characters perspective. Now choose a different character and draw the setting from their perspective. Think about how each character interacts with the setting.
	<b>One Event, Two Ways</b> Characters have different perspectives about story events. Draw the same story event in two ways. Each way should show details that reflect each character's perspective.
	<b>Just Like Me</b> Think about which character is most like you. Create a venn



## POINT OF VIEW RESPONSE SPINNER

Use a paperclip and a pencil to create a spinner. With a partner or small group, take turns spinning and answering the questions.



## POINT OF VIEW COOTIE CATCHER TEMPLATE

Cut and fold the cootie catcher. Once folded, you can use it to discuss a book with a friend, a book club, or other small group. You can also use it independently to write down your responses to a book you are reading.

	<b>2</b> two	
<b>1</b> one	Choose a character who is not the narrator. What is their perspective on the story events?	<b>4</b> four
<b>8</b> eight	If you could rewrite the story, what point of view would you use?	<b>5</b> five
	<b>7</b> seven	

Central questions:

- Who's perspective is the story written from?
- What point of view is the story written in?
- If you could change the point of view, who would be the narrator?
- What words does the author use for first person point of view?
- What words does an author use for 3<sup>rd</sup> person point of view?
- Do you prefer 1<sup>st</sup>, 2<sup>nd</sup>, or 3<sup>rd</sup> person stories? Why?
- What words does an author use for 3<sup>rd</sup> person point of view?

## HOT CUBE

### Point of View

- Print
- Cut
- Fold into cube
- Glue or tape edges together
- Students can roll and respond in their reading journals or discuss with a friend.

Works great if you print on cardstock and introduce at small group reading table!

<b>Knowledge</b> Point of View	Identify the point of view of the story. What words did the author use to show you the point of view?
<b>Understand</b> Point of View	What is a point of view? Why is it important to the story?
<b>Apply</b> Point of View	Change the point of view of the story. How would this change impact the story?
<b>Analyze</b> Point of View	How important is the point of view to the story? Would the events of the story change with a different point of view? Write a paragraph to analyze how important the point of view is.
<b>Evaluate</b> Point of View	Do you agree with the author's choice of narrator. Explain, why or why not. Who do you think would be a better narrator?
<b>Create</b> Point of View	Rewrite a story event from the story with a new narrator. Think about what would stay the same and what would be different. Illustrate your writing.



## IDENTIFYING THEME TIC-TAC-TOE

Name: \_\_\_\_\_ Date: \_\_\_\_\_

**Directions:** Each time you read a story, try to complete a different activity for your study of theme. Each time you complete an activity, draw an X in the box. Try to get tic-tac-toe (3 in a row) OR if you're up for the challenge, try to do them all.

<b>Compare 2 Books</b> Think of two books you have read recently and identify their themes. Design a book cover for each that clearly shows the theme. Write a paragraph to compare the themes.	<b>Comic Strip</b> Think about the theme of the story you just read. Create a comic that has the same theme and teaches the same lesson, but has different characters.	<b>Hashtag Theme</b> Create a social media image and caption that captures the theme of this story. Then come up with three hashtags the character might use to help communicate the lesson they learned.
<b>Multiple Themes</b> Books often have multiple themes. While reading look for evidence that supports multiple themes in the story. Write down the theme, the text evidence, and draw a sketch to represent that theme.	<b>Post Card</b> Create a post card as if you were the main character. Send your postcard to a close personal friend and share the important lesson you learned. Create an illustration on the front that is reflective of where you learned your lesson.	<b>Letter</b> Write a letter to a friend recommending the book you have just read. Explain the theme from the book to them in your own words and tell them how the theme has effected your perspective on life.
<b>Inspirational Poster</b> Often times a theme teaches the reader a lesson or inspires them to make good choices in their life. If your book has an inspirational theme, create a poster to share the inspiring message of the book.	<b>Message In A Bottle</b> If the author were going to leave a message in a bottle about the theme of this book, what do you think he/she would write? Create a message in a bottle that shares this important lesson.	<b>Theme Poetry</b> Choose adjectives and other descriptive words that support the theme of the book you are reading. Write a haiku or other poem that captures the theme of the book.





# A LOOK INSIDE...

**Understanding POV: POV Switch** Name: \_\_\_\_\_

*Directions: Think about what point of view the story was written. Choose a different point of view and rewrite three main story events using different points of view. Make sure you include clues that will help the reader know what point of view you are writing from.*

**Original Point of View:** \_\_\_\_\_

Describe an event in the story.	Write the event in a different point of view.
→	
→	

**Understanding POV: New Perspective** Name: \_\_\_\_\_

*Directions: Choose three characters from the story. List out their perspective on key events in the story. Give each of them a piece of advice that would encourage them to consider the event from a different perspective.*

**Character #1:** \_\_\_\_\_

Describe the character's perspective on key events in the story.

**My Advice**

\_\_\_\_\_

\_\_\_\_\_

\_\_\_\_\_

**Character #2:** \_\_\_\_\_

Describe the character's perspective on key events in the story.

**My Advice**

\_\_\_\_\_

\_\_\_\_\_

\_\_\_\_\_

**Understanding POV: Me, The Narrator** Name: \_\_\_\_\_

*Directions: Think about the main story events. Write about one of the events with you as a narrator. Make sure you add your own perspective to the narrator. How would you being the narrator change the way the story was told?*

**Rewrite one event from the story with you as the narrator.**

\_\_\_\_\_

\_\_\_\_\_

\_\_\_\_\_

\_\_\_\_\_

\_\_\_\_\_

**Understanding POV: Debate** Name: \_\_\_\_\_

*Directions: Characters often have different perspectives. Think about two characters from the story and a topic they could debate. Write an opening statement for each character about the topic showing their differing perspectives.*

**Character #1:** \_\_\_\_\_


\_\_\_\_\_

**Character #2:** \_\_\_\_\_

\_\_\_\_\_

**Understanding POV: What They Said** Name: \_\_\_\_\_

*Directions: Choose two characters from the story and think about their perspectives. Write a conversation between them that shows their thinking about a particular story event or details. Do they agree or disagree? Are their perspectives the same or different?*



**Do the characters agree or disagree? Are their perspectives the same or different?**

\_\_\_\_\_

\_\_\_\_\_

\_\_\_\_\_

**Understanding POV: Dear Diary** Name: \_\_\_\_\_

*Directions: Choose a character who is not the narrator. Choose a story event and have the character write a journal entry describing that event from their perspective. How is it different from the portrayal of the event in the actual story?*

**Write a journal entry describing that event from the character's perspective.**

\_\_\_\_\_

\_\_\_\_\_

\_\_\_\_\_

\_\_\_\_\_


\_\_\_\_\_

**Describe how is it different from the portrayal of the event in the actual story.**

\_\_\_\_\_

\_\_\_\_\_

\_\_\_\_\_




# Hey! Let's be friends!

Click the icon below to follow me on social media.



## Looking for new ideas and easy-to-implement strategies?

Tune in to the [Stellar Teacher Podcast](#) each week to hear me share actionable strategies that will help take you to the next level of your teaching career!

Click [HERE](#) to listen!

