







Reading Response Activities

IDENTIFYING THEME



IDENTIFYING THEME ROLL-N-WRITE ACTIVITY

Roll a die. Respond to the questions/prompts for each number you roll. If you roll a number you've already rolled, roll again. Keep rolling until you've responded to the assigned number of prompts.

	What is it? What is the theme in the story? Text to support your claim.
	Main Character Motivation What lessons did the main character learn? How do these lessons affect the story?
	Learn Your Lesson What lesson do you learn from the story? Who is his/her audience? Why? What do you want to learn?
	Acrostic Theme What one word describes the theme? What one word describes the story?
	Scenes and Settings What scene or setting in the story is important to the theme? What scene or setting in the story is important to the plot?
	Stated Theme Is the theme stated in the text? If so, where? If not, how do you know?



IDENTIFYING THEME TIC-TAC-TOE


Name: _____ Date: _____
Directions: Each time you read a story, try to complete a different activity for your study of theme. Each time you complete an activity, draw an X in the box. Try to get tic-tac-toe (3 in a row) OR if you're up for the challenge, try to do them all.

Compare 2 Books Think of two books you have read recently and identify their themes. Design a book cover for each that clearly shows the theme. Write a paragraph to compare the themes.	Comic Strip Think about the theme of the story you just read. Create a comic strip that has the same theme and teaches the same lesson, but has different characters.	Hashtag Theme Create a social media image and caption that captures the theme of this story. Then come up with three hashtags the character might use to help communicate the lesson they learned.
Multiple Themes Books often have multiple themes. While reading, look for evidence that supports multiple themes in the story. Write down the theme, the text evidence, and draw a sketch to represent that theme.	Post Card Create a post card as if you were the main character. Send your postcard to a close personal friend and share the important lesson you learned. Create an illustration on the front that is reflective of where you learned your lesson.	Letter Write a letter to a friend recommending the book you have just read. Explain the theme from the book to them in your own words and tell them how the theme has effected your perspective on life.
Inspirational Poster Often times a theme teaches the reader a lesson or inspires them to act.	Message In A Bottle If the author were going to leave a message in a bottle, what would it say?	Theme Poetry Choose adjectives and other words that describe the theme of the story and write a poem.



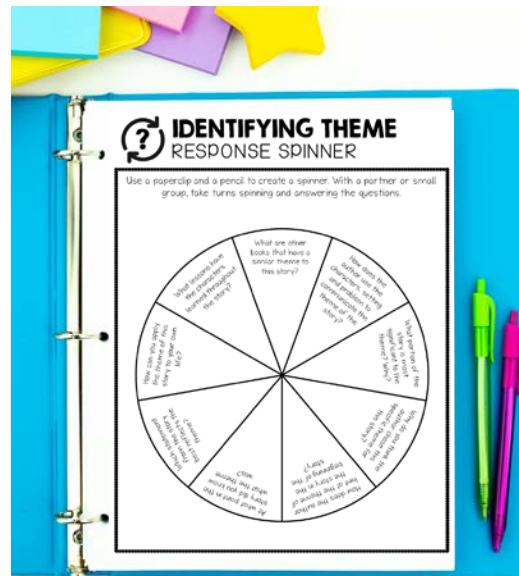
WHAT'S INCLUDED?

This resource includes roll-n-respond prompts, question stems, worksheets, templates, and all sorts of goodies that will help your students have fun while responding to reading.




Roll-N-Write & Roll-N-Draw

There are two roll-n-respond boards. Each one includes 6 different prompts that help students respond to a text they are reading.



Question Stems

Includes a response spinner with question stems students can use to respond to a text they are reading.



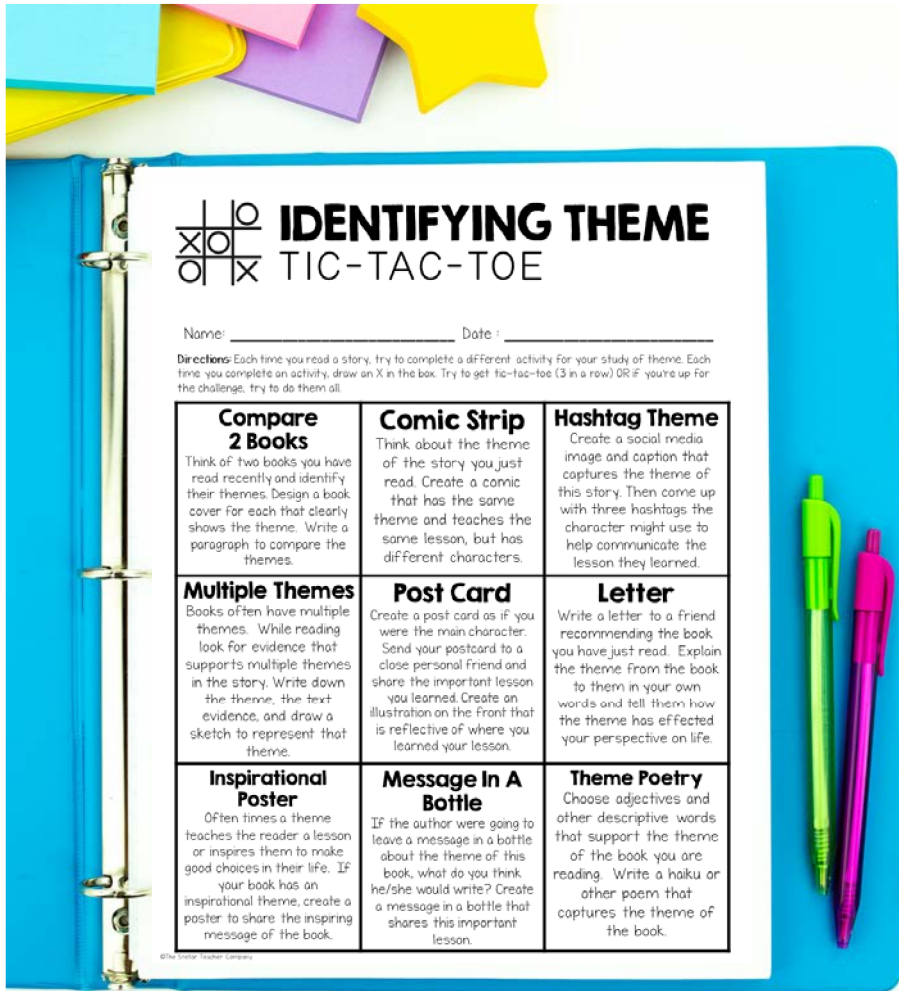
Question Cube & Cootie Catcher

Includes templates for question cubes and a cootie catcher/fortune teller. This is an easy way to make reading hands-on.

Digital versions are included for all templates.

TIC-TAC-TOE CHOICE BOARD

This resource includes a TIC-TAC-TOE Choice Board with 9 different reading response activities. In addition to the choice board, there are 9 response templates included that are aligned to each of the choice board activities.



* Digital versions are included for all templates. *

MAKES READING FUN!

Students have so much fun using these response templates to respond to reading. These response activities makes teaching reading fun and easy. Once you introduce the activities to your students they will have TONS of choices in how to respond.



WORKS GREAT FOR ALL PARTS OF YOUR READING BLOCK:

- Workstation Activities
- Small Group Discussions
- Partner Practice
- Independent Practice
- Homework
- Extension Activities
- Parent Resources

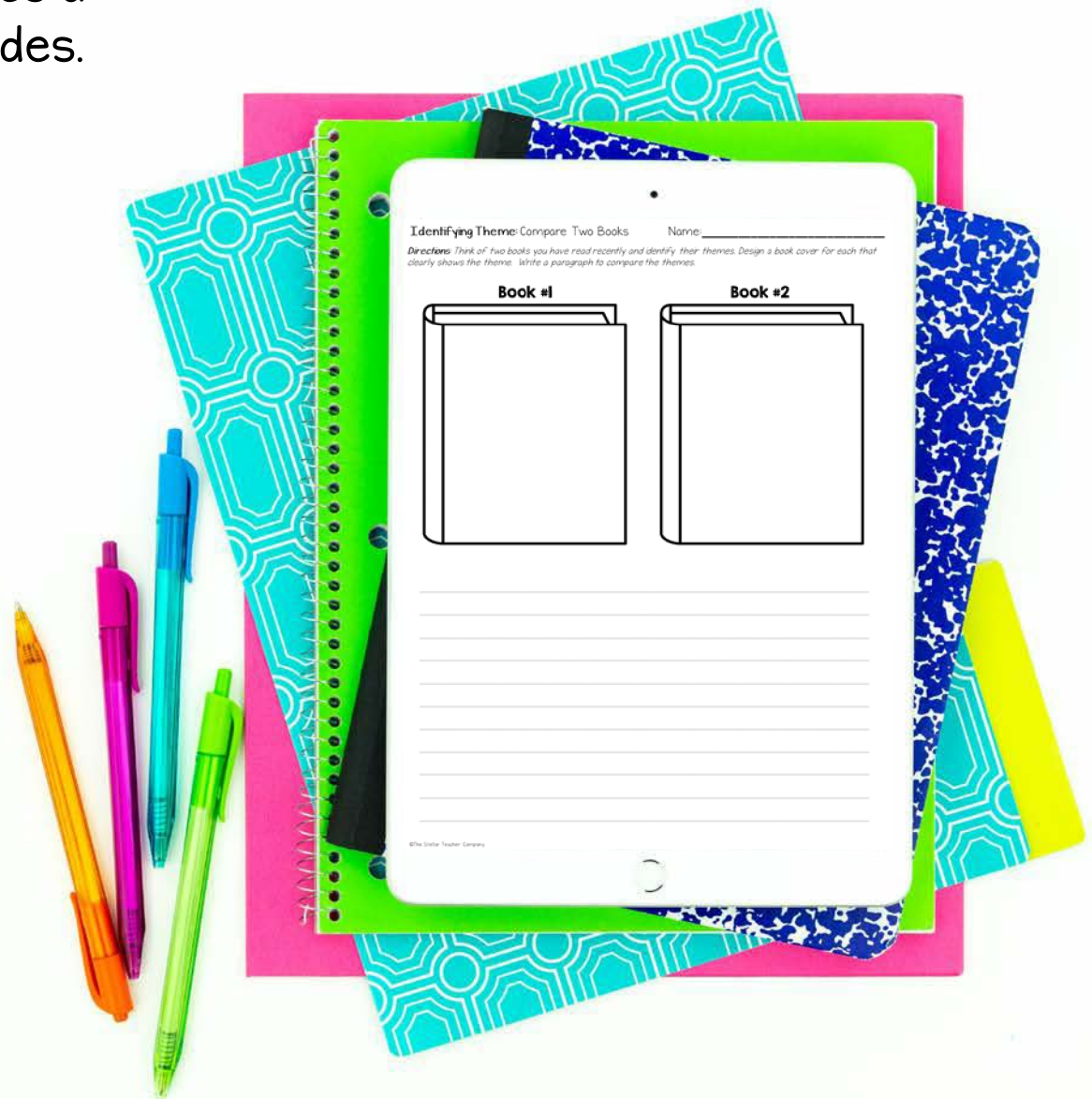
Digital versions are included for all templates.

Includes Digital Versions

I love to provide both print and digital options in my resources. This resource includes a digital version created using Google Slides.

In addition to the print version, you get a digital version created using Google Slides for all the response activities/templates.

Rest assured, you can use this resource in both face-to-face and virtual classrooms.



A LOOK INSIDE...



IDENTIFYING THEME ROLL-N-WRITE ACTIVITY

Roll a die. Respond to the questions/prompts for each number you roll. If you roll a number you've already rolled, roll again. Keep rolling until you've responded to the assigned number of prompts.

	What is it? What is the theme in the story? Use evidence from the text to support your claim.
	Main Character Main Theme What lessons did the main character learn in the story? How do these lessons connect to the big idea of the entire text?
	Learn Your Lesson What lesson do you think the author is trying to teach his/her audience? Why might that be an important lesson to learn?
	Acrostic Theme



IDENTIFYING THEME ROLL-N-DRAW ACTIVITY

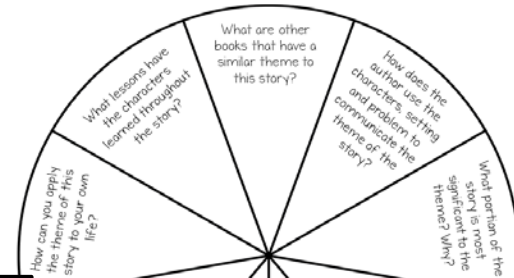
Roll a die. Respond to the questions/prompts for each number you roll. If you roll a number you've already rolled, roll again. Keep rolling until you've responded to the assigned number of prompts.

	Word Art Choose one word that describes the theme of the story. Create an artistic representation of that word.
	Symbol Design a symbol that communicates the theme of this story.
	Book Cover Design a book cover that gives the reader a hint of what the theme of the story might be.
	A picture says a thousand words



IDENTIFYING THEME RESPONSE SPINNER

Use a paperclip and a pencil to create a spinner. With a partner or small group, take turns spinning and answering the questions.



IDENTIFYING THEME COOTIE CATCHER TEMPLATE

Cut and fold the cootie catcher. Once folded, you can use it to discuss a book with a friend, a book club, or other small group. You can also use it independently to write down your responses to a book you are reading.

	2 two	
1 one	My big takeaway from the book is...	4 four
I can connect to the theme by...	The characters learned...	I think the theme is...
The big idea in the story is...	I think the author wants to teach us...	5 five
8 eight	The theme is not... I know this because...	This story taught me all about...
	7 seven	
orange	6 six	pink

HOT CUBE

- Theme**
- Print
 - Cut
 - Fold into cube
 - Glue or tape edges together
 - Students can roll and respond in their reading journals or discuss with a friend.

Works great if you print on cardstock and introduce at small group reading table!

Knowledge Theme Identify the theme in a story you are reading or just read.
Understand Theme Describe 2-3 events from the story that help you identify the theme.
Apply Theme Use the theme to explain the lessons the characters learned in the story.
Analyze Theme Explain all the ways the theme of this story could be applied to your own life.
Evaluate Theme Do you think the theme of the story is the best theme? Is there another theme that would have been more fitting for the main character? Why or why not?
Create Theme Using the theme from the story, what advice could you give a friend? Think about it from the perspective of the main character.



IDENTIFYING THEME TIC-TAC-TOE

Name: _____ Date: _____

Directions: Each time you read a story, try to complete a different activity for your study of theme. Each time you complete an activity, draw an X in the box. Try to get tic-tac-toe (3 in a row) OR if you're up for the challenge, try to do them all.

Compare 2 Books Think of two books you have read recently and identify their themes. Design a book cover for each that clearly shows the theme. Write a paragraph to compare the themes.	Comic Strip Think about the theme of the story you just read. Create a comic that has the same theme and teaches the same lesson, but has different characters.	Hashtag Theme Create a social media image and caption that captures the theme of this story. Then come up with three hashtags the character might use to help communicate the lesson they learned.
Multiple Themes Books often have multiple themes. While reading look for evidence that supports multiple themes in the story. Write down the theme, the text evidence, and draw a sketch to represent that theme.	Post Card Create a post card as if you were the main character. Send your postcard to a close personal friend and share the important lesson you learned. Create an illustration on the front that is reflective of where you learned your lesson.	Letter Write a letter to a friend recommending the book you have just read. Explain the theme from the book to them in your own words and tell them how the theme has effected your perspective on life.
Inspirational Poster Often times a theme teaches the reader a lesson or inspires them to make good choices in their life. If your book has an inspirational theme, create a poster to share the inspiring message of the book.	Message In A Bottle If the author were going to leave a message in a bottle about the theme of this book, what do you think he/she would write? Create a message in a bottle that shares this important lesson.	Theme Poetry Choose adjectives and other descriptive words that support the theme of the book you are reading. Write a haiku or other poem that captures the theme of the book.

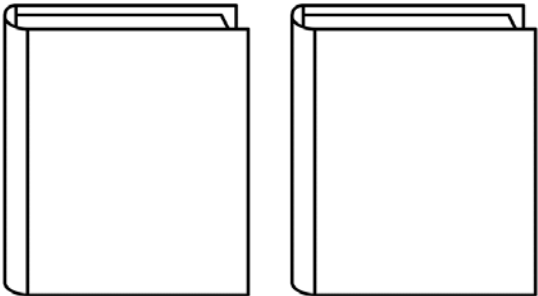


A LOOK INSIDE...

Identifying Theme: Compare Two Books Name: _____



Directions: Think of two books you have read recently and identify their themes. Design a book cover for each that clearly shows the theme. Write a paragraph to compare the themes.

Book #1 **Book #2**




Identifying Theme: Write a Postcard Name: _____

Directions: Create a postcard as if you were the main character. Send your postcard to a close friend and share the lesson you learned. Create an illustration on the front that is reflective of where you learned your lesson.

Identifying Theme: Message in a Bottle Name: _____



Directions: If the author were going to leave a message in a bottle about the theme of this book, what do you think he/she would write? Create a message in a bottle that shares this important lesson.



Identifying Theme: Hashtag Theme Name: _____

Directions: Create a social media image and caption that captures the theme of this story. Then come up with three hashtags the character might use to help communicate the lesson they learned.

@ _____

Identifying Theme: Multiple Themes Name: _____

Directions: Books often have multiple themes. While reading look for evidence that supports multiple themes in the story. Write down the theme, the text evidence, and draw a sketch to represent that theme.

Themes Found in the Text

--	--	--

Text Evidence that Support the Themes

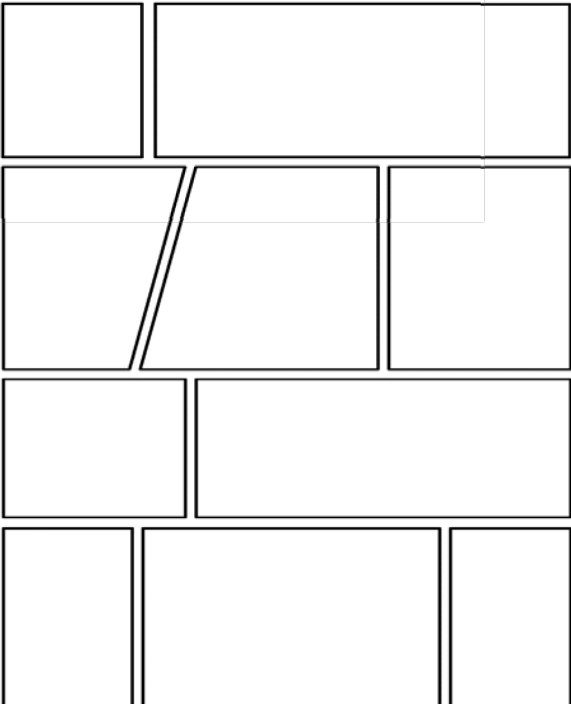
“	“	“
”	”	”

Sketches from The Text that Support the Theme

--	--	--

Identifying Theme: Comic Strip Name: _____

Directions: Think about the theme of the story you just read. Create a comic that has the same theme and teaches the same lesson, but has different characters.




Hey! Let's be friends!

Click the icon below to follow me on social media.



Looking for new ideas and easy-to-implement strategies?

Tune in to the [Stellar Teacher Podcast](#) each week to hear me share actionable strategies that will help take you to the next level of your teaching career!

Click [HERE](#) to listen!

