

READING FICTION WORD WALL CARDS



Word cards can be used on a word wall, a reading focus wall, or part of your mini-lesson.


The Following Fiction Terms Are Included:




- 1st person
- 2nd person
- 3rd person
- antagonist
- author
- characters
- climax
- conflict
- dialogue
- exposition
- falling action
- feelings
- fiction
- flashbacks
- foreshadowing
- illustrator
- limited
- mood
- narrator
- objective
- omniscient
- plot
- plot structure
- problem
- protagonist
- resolution
- rising action
- setting
- solution
- story elements
- theme
- tone
- traits




WHAT'S INCLUDED?

Each word wall card can be printed in three different color options.


Option 1:
Print the
word wall
cards in
black and
white.






theme
The overarching message or lesson the author is trying to teach the characters and the reader. It is usually a big idea. 
characters
The people in the story. There is usually a good character and a bad character in each story. 
foreshadowing
A technique used by the author to hint at or mention something that will happen later in the book. 


theme
The overarching message or lesson the author is trying to teach the characters and the reader. It is usually a big idea. 
characters
The people in the story. There is usually a good character and a bad character in each story. 
foreshadowing
A technique used by the author to hint at or mention something that will happen later in the book. 

Option 3:
Print the
word wall
cards in
color
background.



theme
The overarching message or lesson the author is trying to teach the characters and the reader. It is usually a big idea. 
characters
The people in the story. There is usually a good character and a bad character in each story. 
foreshadowing
A technique used by the author to hint at or mention something that will happen later in the book. 

Option 2:
Print word wall
cards in color text.



narrator

The person telling the story. The narrator can tell the story from...



resolution

Usually happens at the end of a story. This is where the main problem or...



flashbacks

A technique used by the author to transport the reader back in time to share more information about an important event.



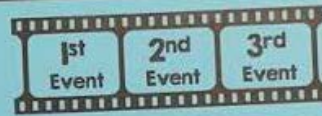
tone

The way authors will use specific words and details to show their attitude towards their writing.



plot

The events that take place in a story.



traits

The personality of a character. Traits help describe how the character behaves. Traits...



foreshadowing

A technique used by the author to hint at or mention something that will happen later in the book.



theme

The overarching message or lesson the author is trying to teach the characters and the reader. It is usually a big idea.



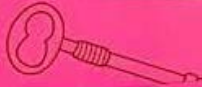
characters

The people in the story. There is usually a good character and...



story elements

The key elements of a fiction story including plot, setting, characters, conflict, and theme.



exposition

The part of the story where the author introduces characters and...



problem

A challenge or something that went wrong for the characters and it needs to be fixed or solved.



protagonist

The main character in the story. This is who the story is mostly about. The protagonist is usually...



climax

The most exciting part of the story. It is usually the big event that you won't forget.



antagonist

The antagonist is usually in conflict with the protagonist. A lot of times they are the bad guy or the villain of the story.



omniscient

When the narrator knows all the thoughts and feelings of all the characters. They tell the story from the point of view of knowing everything.



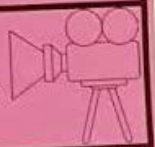
limited

When the narrator tells the story from the perspective of just one character. There are things about the other characters that the narrator just doesn't know. They focus on just one character.



objective


When the narrator does not know the thoughts or actions of the characters. They tell the story by letting it appear on its own. Its like you're watching a movie.



A LOOK INSIDE...


plot structure

The structure authors use to tell stories. Sometimes referred to as the story mountain. It sets up the story, develops the conflict, and then provides a resolution at the end.




exposition

The part of the story where the author introduces characters and the setting of the story.




conflict

What the story will mostly be about. The author usually introduces the conflict early in the story.



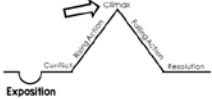
rising action

Two to three events that help the reader understand the problem or conflict going on in the story.




climax

The most exciting part of the story. It is usually the big event that you won't forget.




falling action

One to two events that happen after the climax. These events lead up to the resolution and end of the story.




resolution

Usually happens at the end of a story. This is where the main problem or conflict gets resolved.




dialogue

A conversation between two characters. Authors include dialogue to bring the story to life.



flashbacks

A technique used by the author to transport the reader back in time to share more information about an important event.




theme

The overarching message or lesson the author is trying to teach the characters and the reader. It is usually a big idea.




characters

The people in the story. There is usually a good character and a bad character in each story.




foreshadowing

A technique used by the author to hint at or mention something that will happen later in the book.



tone


The way authors will use specific words and details to show their attitude towards their writing.



mood


The feelings the reader has in response to what they are reading.

- happy
- sad
- scared
- surprised




setting

The description of the time, place, and environment of where the story is taking place.




plot

The events that take place in the story.




traits

The personality of a character. Traits help describe how the character behaves. Traits typically don't change.



feelings

The emotions a character is having when they react to the actions happening around them. Feelings can change.



A LOOK INSIDE...

protagonist

The main character in the story. This is who the story is mostly about. The protagonist is usually the hero at the end of the story.



antagonist

The antagonist is usually in conflict with the protagonist. A lot of times they are the bad guy or the villain of the story.




fiction

A story that is not real. It has made up characters, plot, and setting. Fictional stories can be realistic or they can be totally imaginary.

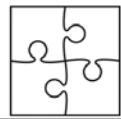
problem

A challenge or something that went wrong for the characters and it needs to be fixed or solved.



solution

How the characters go about fixing the problem or addressing the issue or challenge they faced.



illustrator

The artist who draws or paints the illustrations (pictures) in a book.



author

The person who writes a text.



story elements

narrator

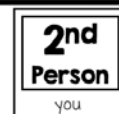
1st person

When the story is being told by a character who is talking about themselves or something they experienced.



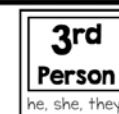
2nd person

When the author is talking directly to the reader. They will use the word "you" a lot. It's as if they are talking directly to you.



3rd person

When the story is being told by a narrator or an outsider to the story. The author will use the pronouns he, she, it, him, her, or they.



limited

When the narrator tells the story from the perspective of just one character. There are things about the other characters that the narrator just doesn't know. They focus on just one character.



omniscient

When the narrator knows all the thoughts and feelings of all the characters. They tell the story from the point of view of knowing everything.



objective

When the narrator does not know the thoughts or actions of the characters. They tell the story by letting it appear on its own. It's like you're watching a movie.



Hey! Let's be friends!

Click the icon below to follow me on social media.



Just a heads up...

Make sure you are aware of my terms of use.

Every page of this document is copyright of Sara Marye, The Stellar Teacher Co. LLC. All Rights Reserved.

- This product is for personal use only and is to be used only by the purchaser/original downloader of the product.
- Copying this product for other teachers, your department, your school, your district, or your friends is prohibited.
- Teachers may NOT upload this product to school/district servers, or to any website, distribute via e-mail, or share digital or print copies including to file sharing sites.
- You do not have permission to claim any part of it as your own, to copy, or modify it, and you may not share or sell anything based on this document.