


Picture of the Day - Reading Routine

IDENTIFYING THEME

★10 Pictures to help teach all about theme!

PICTURE OF THE DAY: Identifying Theme Name: _____ Date: _____



Details I notice:

Questions I have:

What challenges or experiences might the people in the photograph be experiencing?

Do the people in the photograph remind you of any experiences in your life?

What is the BIG IDEA?

© The Shelton Teacher Company

PICTURE OF THE DAY: Identifying Theme



Study the Picture:

- ❖ What similarities and differences do you notice amongst the birds in the photo?
- ❖ What challenges might the swan in the photograph be experiencing?

PICTURE OF THE DAY: Identifying Theme



Study the Picture:

- ❖ Do the people in the photograph remind you of any experiences in your life?
- ❖ What challenges might the person in the photograph be experiencing?
- ❖ What is the motivation for the person in the photograph to take this photo?

PICTURE OF THE DAY: Identifying Theme



Study the Picture:

- ❖ What lessons can you learn from the actions in the photograph?
- ❖ What challenges might the person in the photograph be experiencing?
- ❖ What experiences have you had that similar to what you notice in the photo?
- ❖ Why do you think the photographer chose to take this photo?

BOOSTS READING CONFIDENCE!

With this picture of the day routine, students will get a chance to “read the picture” and practice applying key comprehension skills, without having to read an actual text.

How does Picture of the Day Work?

- Students study the picture.
- They apply the comprehension skill to that picture.
- Students respond in writing or discuss their ideas with the class.

PICTURE OF THE DAY: Identifying Theme



Study the Picture:

- ❖ What lessons might the people in the photograph be learning?
- ❖ Why might the people in this photograph be celebrating?
- ❖ What do the people's reactions and expressions remind you of?
- ❖ Why do you think the photographer chose to take this photo?

#2

OPTION I: PowerPoint Presentation

Includes a PowerPoint presentation that can be displayed on a smartboard. This works great if you want to use picture of the day as part of your reading warm-up routine or even as part of your morning meeting discussion.



PICTURE OF THE DAY: Identifying Theme



Study the Picture:

- ❖ Do the people in the photograph remind you of any experiences in your own life?
- ❖ What challenges might the people in the photograph be experiencing?
- ❖ Why do you think the photographer chose to take this photo?
- ❖ What lesson can you learn from the people in the photo?

#7

OPTION 2: Student Worksheet

Another option is to print the student worksheets and let students do picture of the day independently. Works great as part of morning work routine.

PICTURE OF THE DAY:
Identifying Theme

Name: _____
Date: _____

Details I notice:

Questions I have:



What challenges or experiences might the people in the photograph be experiencing?

Do the people in the photograph remind you of any experiences in your own life?

What is the BIG IDEA captured in this picture?

PICTURE OF THE DAY:
Identifying Theme

Name: _____
Date: _____

Details I notice:

Questions I have:



What challenges or experiences might the people in the photograph be experiencing?

Do the people in the photograph remind you of any experiences in your own life?


What is the BIG IDEA captured in this picture?

PICTURE OF THE DAY:
Identifying Theme

Name: _____
Date: _____

Details I notice:

Questions I have:



What challenges or experiences might the people in the photograph be experiencing?


Do the people in the photograph remind you of any experiences in your own life?

What is the BIG IDEA captured in this picture?

OPTION 3: Half-Page Task Cards

You can also print them as half-page task cards. You can put them on a ring or laminate and use in a literacy center.

PICTURE OF THE DAY: Identifying Theme



Study the Picture

- ❖ What lessons might people in the photo be learning?
- ❖ What challenges might people in the photo be experiencing?
- ❖ What inspiration or motivation can you take away from this photo?
- ❖ Why do you think the photographer chose to take this photo?

PICTURE OF THE DAY: Identifying Theme #5

Response Sheet

Name: _____

What lessons might the people in the photograph be learning?

What challenges might the people in the photograph be experiencing?

What inspiration or motivation can you take away from this picture?

Where do you think the photographer chose to take this photo?

PICTURE OF THE DAY: Identifying Theme

Response Sheet

Name: _____


What lessons might the people in the photograph be learning?

What challenges might the people in the photograph be experiencing?

What inspiration or motivation can you take away from this picture?

Why do you think the photographer chose to take this photo?

PICTURE OF THE DAY: Identifying Theme



Study the Picture:

- ❖ What lessons might the student in the photograph be learning?
- ❖ What difficulties might the student in the photograph be experiencing?
- ❖ What inspiration or motivation can you take away from this picture?
- ❖ Why do you think the photographer chose to take this photo?

#3

OPTION 4: Digital Version


I love to provide both print and digital options in my resources. This resource includes a digital version created using Google Slides.

In addition to the print version, you get a digital version created using Google Slides for all the passages, response pages, and graphic organizers.

Rest assured, you can use this resource in both face-to-face and virtual classrooms.

PICTURE OF THE DAY: Identifying Theme

Name: _____
Date: _____



Details I notice: _____

Questions I have: _____

What challenges or experiences might the people in the photograph be experiencing?

Do the people in the photograph remind you of any experiences in your own life?

What is the BIG IDEA captured in this picture?

©The Stellar Teacher Company

Hey! Let's be friends!

Click the icon below to follow me on social media.



Looking for new ideas and easy-to-implement strategies?

Tune in to the [Stellar Teacher Podcast](#) each week to hear me share actionable strategies that will help take you to the next level of your teaching career!

Click [HERE](#) to listen!