

Picture of the Day - Reading Routine

TEXT STRUCTURE

★10 Pictures to help teach all about text structure!

PICTURE OF THE DAY: Text Structures Name: _____ Date: _____



Details I notice:

Questions I have:

What text structure could be used to describe this image?

What are some key words, phrases, or text features you could use when describing photograph?

Explain what the image and represent:

If you were going to write about this use to organize the text? Why?

©The Shelton Teacher Company

PICTURE OF THE DAY: Text Structures



Study the Picture:

- ❖ Choose a text structure:
 - compare/contrast
 - description
 - cause/effect
 - sequence
 - problem/solution

©The Shelton Teacher Company

PICTURE OF THE DAY: Text Structures




Study the Picture:

- ❖ Choose a text structure:
 - compare/contrast
 - description
 - cause/effect
 - sequence
 - problem/solution
- ❖ Write a paragraph about the text structure.
- ❖ Explain the structure.

©The Shelton Teacher Company

PICTURE OF THE DAY: Text Structures



Study the Picture:

- ❖ What text structure could be used to describe this image?
- ❖ What clues helped you identify the structure?
- ❖ What are some key words, phrases, or text features you could use when describing the photograph?
- ❖ Explain what the image and represented text structure are teaching you.
- ❖ If you were going to write about the event captured in the image, what structure would you use to organize the text?

©The Shelton Teacher Company

BOOSTS READING CONFIDENCE!

With this picture of the day routine, students will get a chance to “read the picture” and practice applying key comprehension skills, without having to read an actual text.

How does Picture of the Day Work?

- Students study the picture.
- They apply the comprehension skill to that picture.
- Students respond in writing or discuss their ideas with the class.

PICTURE OF THE DAY: Text Structures



Study the Picture:

- ❖ What text structure could be used to describe this image?
- ❖ What clues helped you identify the structure?
- ❖ What are some key words, phrases, or text features you could use when describing the photograph?
- ❖ Explain what the image and represented text structure are teaching you.
- ❖ If you were going to write about the event captured in the image, what structure would you use to organize the text? #5

©The Stellar Teacher Company

OPTION I: PowerPoint Presentation


Includes a PowerPoint presentation that can be displayed on a smartboard. This works great if you want to use picture of the day as part of your reading warm-up routine or even as part of your morning meeting discussion.



OPTION 2: Student Worksheet

Another option is to print the student worksheets and let students do picture of the day independently. Works great as part of morning work routine.

PICTURE OF THE DAY: Text Structures
Name: _____ Date: _____



Details I notice: _____

Choose a 1

What text structure could be used to describe this image?

Think about the structure you chose. Jot down some describe what is going on in the picture:


Write a few sentences about the image using ?

If you were going to write about the event captured in the image, what structure would you use to organize the text? Why?

Explain why the text structure you chose was best.

©The Stellar Teacher Company

PICTURE OF THE DAY: Text Structures
Name: _____ Date: _____



Details I notice: _____

Questions I have _____

What text structure could be used to describe this image?

What are some key words, phrases, or text features you could use when describing this photograph?


Explain what the image and represented text structure are teaching you.

If you were going to write about the event captured in the image, what structure would you use to organize the text? Why?

Explain why the text structure you chose was best.

©The Stellar Teacher Company

PICTURE OF THE DAY: Text Structures
Name: _____ Date: _____



Details I notice: _____

Questions I have _____

What text structure could be used to describe this image?

What are some key words, phrases, or text features you could use when describing the photograph?

Explain what the image and represented text structure are teaching you.

If you were going to write about the event captured in the image, what structure would you use to organize the text? Why?


Explain why the text structure you chose was best.

©The Stellar Teacher Company

OPTION 3: Half-Page Task Cards

You can also print them as half-page task cards. You can put them on a ring or laminate and use in a literacy center.

PICTURE OF THE DAY: Text Structures



Study the Picture:

- ❖ Choose a text structure
 - compare/contrast
 - description
 - cause/effect
 - sequence
 - problem/solution
- ❖ Write a few sentences about the text structure.
- ❖ Explain why the text structure was the best.

©The Shelton Teacher Company

PICTURE OF THE DAY: Text Structures #3

Response Sheet

Name: _____

What text structure could be used to describe this image?

Where and when was the photograph taken?

Why do you think this photo was taken? What was the photographer's purpose?

How can you make a connection to the text?

©The Shelton Teacher Company

PICTURE OF THE DAY: Text Structures

Response Sheet

Name: _____

Choose a text structure:

- compare/contrast
- description
- cause/effect
- sequence
- problem/solution


Think about the structure you chose. Jot down some key words or phrases you might use to describe what is going on in the picture:

Write a few sentences about the image using the text structure you chose.

Explain why the text structure you chose was the best.

©The Shelton Teacher Company

PICTURE OF THE DAY: Text Structures



Study the Picture:

- ❖ What text structure could be used to describe this image?
- ❖ What clues helped you identify the structure?
- ❖ What are some key words, phrases, or text features you could use when describing the photograph?
- ❖ Explain what the image and represented text structure are teaching you.
- ❖ If you were going to write about the event captured in the image, what structure would you use to organize the text? #3

©The Shelton Teacher Company

OPTION 4: Digital Version


I love to provide both print and digital options in my resources. This resource includes a digital version created using Google Slides.

In addition to the print version, you get a digital version created using Google Slides for all the passages, response pages, and graphic organizers.

Rest assured, you can use this resource in both face-to-face and virtual classrooms.

PICTURE OF THE DAY: Text Structures

Name: _____
Date: _____



Details I notice:

Choose a text structure:

- compare/contrast
- description
- cause/effect
- sequence
- problem/solution

Think about the structure you chose. Jot down some key words or phrases you might use to describe what is going on in the picture:

Write a few sentences about the image using the text structure you chose:

Explain why the text structure you chose was best.

©The Shelor Teacher Company

Hey! Let's be friends!

Click the icon below to follow me on social media.



Looking for new ideas and easy-to-implement strategies?

Tune in to the [Stellar Teacher Podcast](#) each week to hear me share actionable strategies that will help take you to the next level of your teaching career!

Click [HERE](#) to listen!