



# Anchor Charts • Brochures • Response Templates



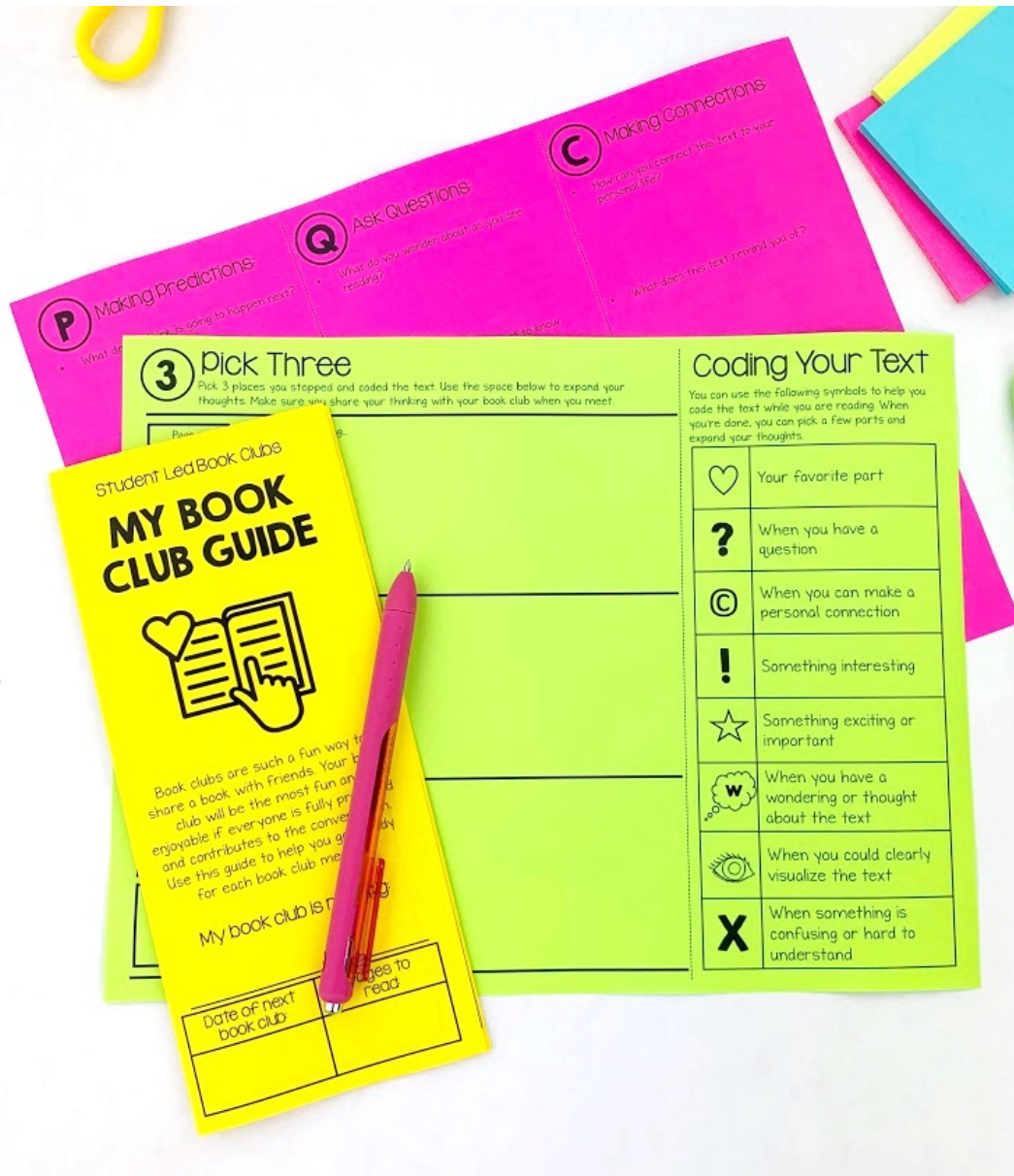
# BOOK CLUB ACTIVITY PACK

*Resources to support any book club text!*

# 3

# REASONS TO LOVE

THESE BOOK CLUB RESOURCES & ACTIVITIES



## FUN & ENGAGING

Book clubs are meant to be fun. They are one of the best ways to help kids fall in love with reading. Students love the different roles they will get to experience during book club when they use this resource.

## STUDENTS STAY ON TASK


With the support of these resources, your students will stay on task and actually complete their book club discussion – even without you monitoring or supervising. Talk about a win-win!

## LOW PREP

These book club activities and templates work with any text. Which means you can print and prep your book club materials for the entire year. All you'll have to do is swap out the books and your students will know exactly how to successfully discuss any text.

# WHAT'S INCLUDED?

HERE IS EVERYTHING YOU GET IN THIS BOOK CLUB RESOURCE PACK!



## ANCHOR CHARTS

These anchor charts are a great tool to use when introducing and setting up book clubs for the first time. Includes full page and half page options.

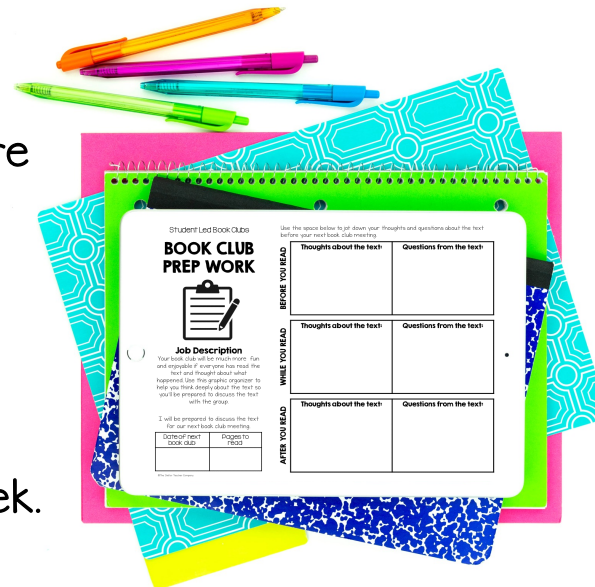


## BROCHURES

These brochures are a fun option to give students for their weekly book club assignments. They can prep for the book club and be reminded of their specific role.

## RESPONSE TEMPLATES

These templates are another option you can give your students to help them prepare for their book club discussion each week.



## DIGITAL VERSIONS

Both the brochures and the response templates include a digital version so you can use these if you teach in person or virtually.

# WHO NEEDS THIS RESOURCE?

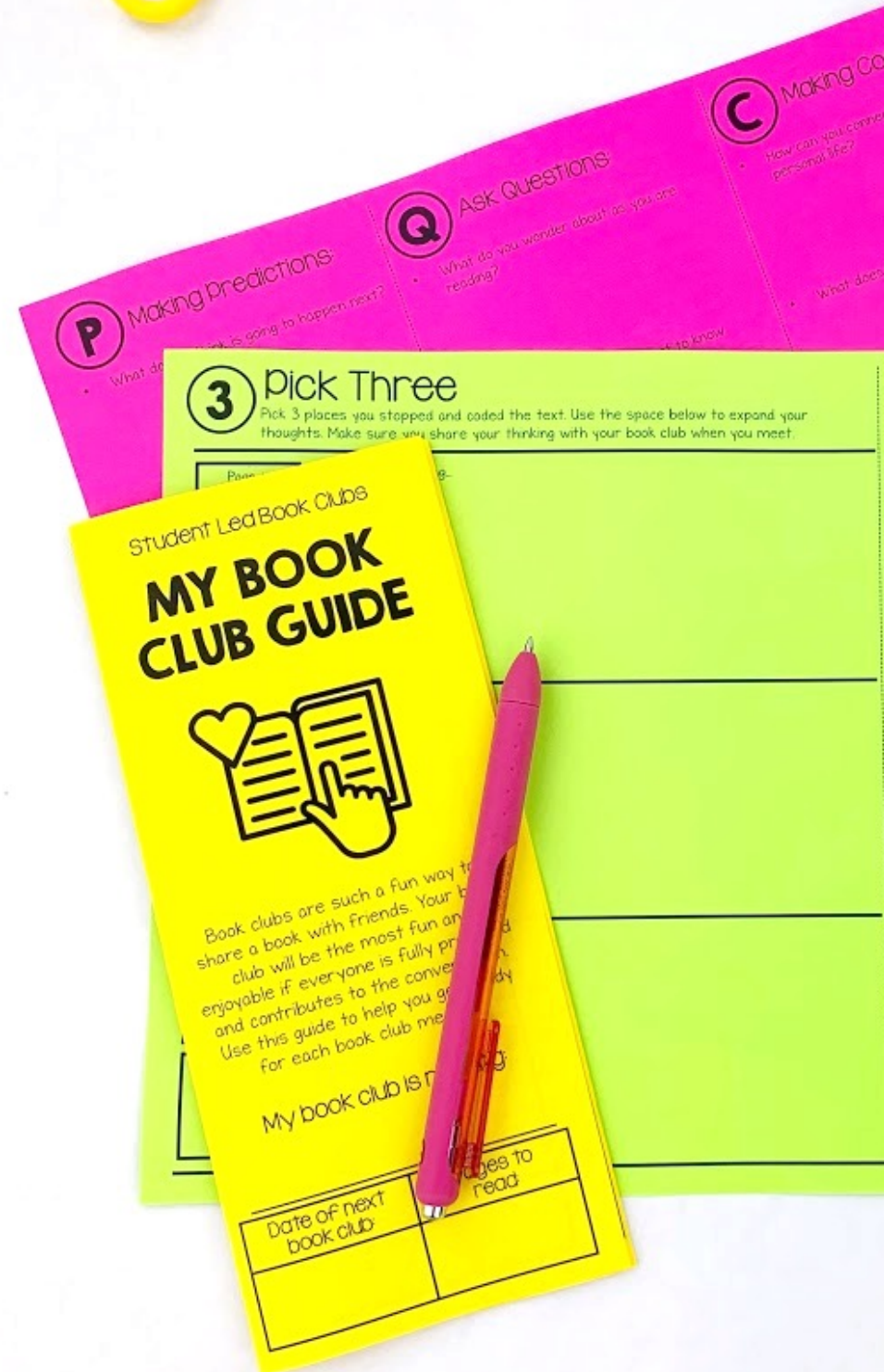
THIS RESOURCE IS PERFECT IF YOU ARE...



- A 3<sup>rd</sup>, 4<sup>th</sup> or 5<sup>th</sup> grade ELA teacher.
- Looking for an easy way to set up and structure your book clubs.
- Wanting your students to be independent.
- A Literacy Coach looking for resources to share with your teachers.
- A Student Teacher
- Homeschool Parents



“I started book clubs this year and this resource was exactly what I was looking for! My students love having “roles” to do each week. It really helped give structure and keep our book clubs organized.”  
- Morgan R.



THE PANDA  
PUZZLE



# Book Club Conversations

Everyone can feel nervous at times to talk about a book with their classmates. The stems below to help you get started.

I agree...

## connector

about  
ects  
and  
mbers



### yourself while reading:

members of my group similar to the book?  
story have I or the members experienced?  
ve learn from this story?

### Activities to do DURING the group meeting

- Share your strong connections from the selection you read.
- Actively participate in the discussion.
- Take notes from the discussion to help write your next assignment.

# Book Club Agenda

Book club will be a success if you can stick to the agenda and make sure everyone has a chance to participate and share their thoughts. Use the agenda below to help keep the book club on track.

the part of the text that you read. It might be a good idea if someone share their experience. In the group, discuss what they learned on their own time.



“This is a wonderful resource! It is so well organized and is so engaging for students. It helped to keep them focused and to facilitate conversations.”  
- Corinne J.





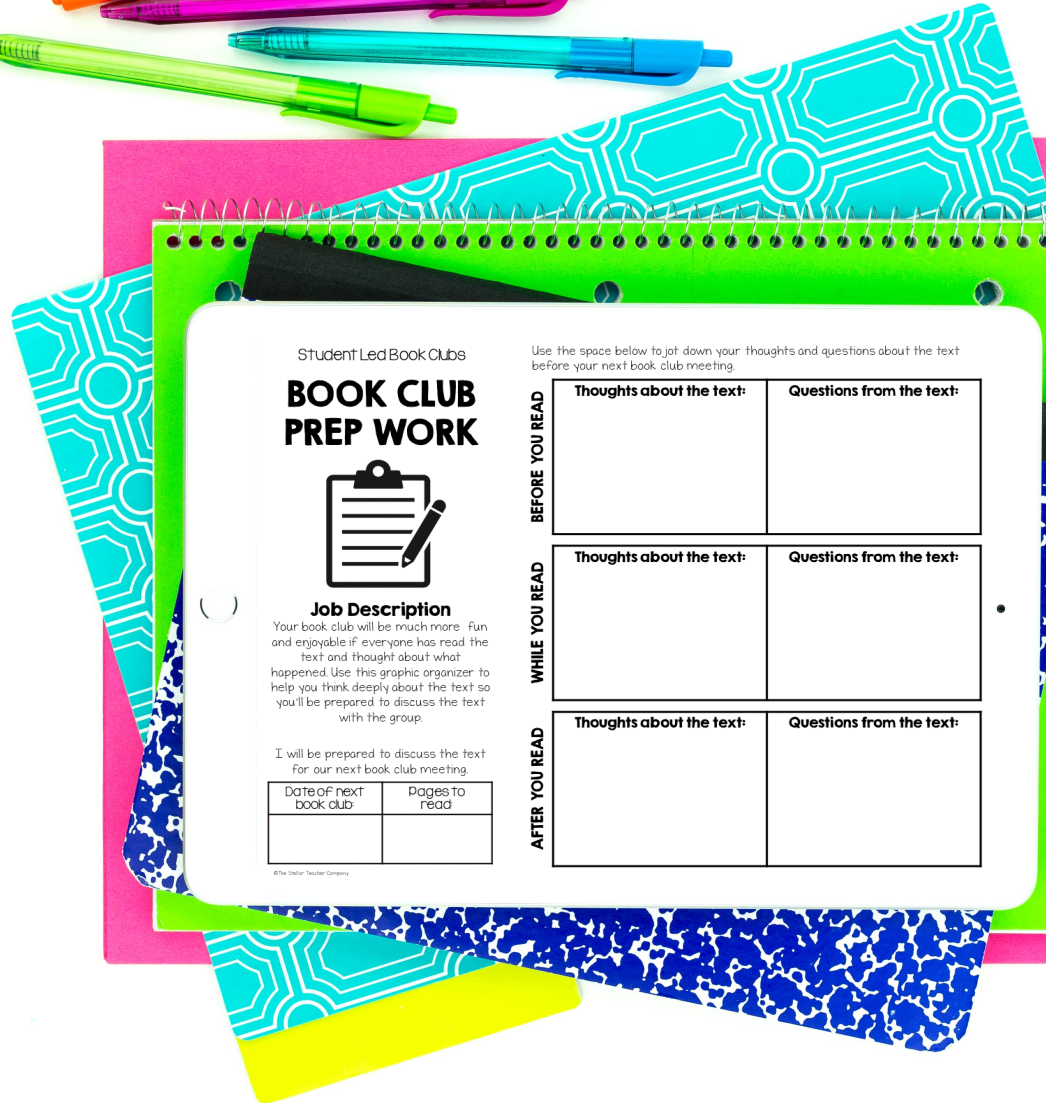
“Great resource. It helped my book clubs be a lot more engaged and students felt prepared to contribute.”

- Kelly R.



works in both

# VIRTUAL & In person CLASSROOMS



Student Led Book Clubs

## BOOK CLUB PREP WORK



### Job Description

Your book club will be much more fun and enjoyable if everyone has read the text and thought about what happened. Use this graphic organizer to help you think deeply about the text so you'll be prepared to discuss the text with the group.

I will be prepared to discuss the text for our next book club meeting.

Date of next book club	Pages to read

Use the space below to jot down your thoughts and questions about the text before your next book club meeting.

BEFORE YOU READ

Thoughts about the text:

Questions from the text:

WHILE YOU READ

Thoughts about the text:

Questions from the text:

AFTER YOU READ

Thoughts about the text:

Questions from the text:

©The Stellar Teacher Company



# TAKE A CLOSER LOOK...

TAKE A LOOK AT SOME OF THE INCLUDED ANCHOR CHARTS.

## Book Club Meetings

Book club meetings can be a lot of fun if you follow these guidelines. Everyone must do their part if it is going to be a success.

Looks Like	Sounds Like
<ul style="list-style-type: none"> <li>All members sitting in a circle or at a table.</li> <li>Everyone has their book out and is on the right chapter.</li> <li>Everyone has their assignments completed.</li> <li>All members are sitting still and making eye contact with the person who is speaking.</li> </ul>	<ul style="list-style-type: none"> <li>Everyone is participating in the discussion</li> <li>Members are taking turns talking</li> <li>Conversation stays on topic and related to the book</li> <li>Members use an appropriate volume for the book discussion.</li> <li>Everyone references the</li> </ul>

## Book Club Conversations

Everyone can feel nervous at times to talk about a book with their classmates. Use the discussion stems below to help you get started.

- **I agree... or I disagree...**
- **I'd like to add...**
- **I wonder about...**
- **I noticed on page...**
- **The author previously stated...**
- **I think that...**
- **What makes you think that?**
- **Now I understand that...**
- **At first I thought... but now I think...**
- **This part reminds me of...**
- **I was surprised by...**
- **This character reminds me of...**

## Book Club Agenda



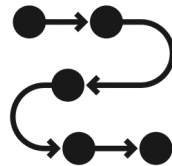
Your book club will be a success if you can stick to your agenda and make sure everyone has a chance to participate and share their thoughts about the book. Use the agenda below to help you keep the book club on track.

2-3 min	Review the part of the text that you just read. It might be a good idea to have someone share their summary or recount the important events.
3-5 min	Share your reading experience. Make sure everyone in the group gets a chance to share what they thought about this selection.
5-7 min	Ask and Discuss. Now is the time to ask

## Director

### Job Description:

Your job is to develop a set of questions the group can discuss during the book club meeting. You will also act as the facilitator and make sure everyone gets a chance to share.



### Questions to ask yourself while reading:

- What is the most important part of this selection?
- How is the main character changing?
- How is the storyline moving forward?
- What do you think will happen next?

### Activities to do BEFORE the group meeting

- Read the assigned section 2-3 times.
- Develop a list of 3-4 strong questions to discuss with the group.
- Prepare answers to your own questions.

### Activities to do DURING the group meeting

- Give each member 1-2 minutes to share their assigned tasks.
- Share your discussion questions with the group.
- Facilitate the discussion so all members participate.

## Connector

### Job Description:

Your job is to think about how the story connects to your personal life and the lives of the members in your club. You are looking for possible lessons you can learn from the book.



### Questions to ask yourself while reading:

- How am I or the members of my group similar to the characters in the book?
- What events in the story have I or the members of my group experienced?
- What lessons can we learn from this story?

### Activities to do BEFORE the group meeting

- Read the assigned section 2-3 times.
- Take notes and answer the guiding questions above.
- Write down 1-2 strong connections you would like to share with the group.

### Activities to do DURING the group meeting

- Share your strong connections from the selection you read.
- Actively participate in the discussion.
- Take notes from the discussion to help write your next assignment.

## Questioner

### Job Description:

Your job is to read the assigned selection and develop deeper questions about the text as you read. Think about important questions that can't necessarily be answered by reading the text.



### Questions to ask yourself while reading:

- What does this book make me wonder?
- What questions might the members in my group have about this selection?
- What questions did the author have while writing the book?

### Activities to do BEFORE the group meeting

- Read the assigned section 2-3 times.
- Take notes and answer guiding questions above.
- Develop 1-2 important questions about the selection you read.

### Activities to do DURING the group meeting


- Share the best question you developed and a possible answer.
- Actively participate in the discussion.
- Take notes from the discussion to help write your next assignment.

# TAKE A CLOSER LOOK...

TAKE A LOOK AT SOME OF THE INCLUDED TEMPLATES.

Student Led Book Clubs

## MY ROLE AS QUESTIONER



**Job Description**  
Your job is to read the assigned selection and develop deeper questions about the text as you read. Think about important questions that can't necessarily be answered from the text.

I will be prepared to be the questioner for our next book club

Date of next book club	Pages to read

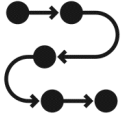
©The Stellar Teacher Company

- Questioner: Thinking Questions
- What does this book make me wonder?
  - What questions might the members of my group have about this selection?
  - What questions might the author have had while writing this part of the book?

Questioner: Notes From Our Discussion  
It is the questioner's job to come up with an important question to consider from the text that was read. Use your thinking questions to develop a question you want to share during book club.

Student Led Book Clubs

## MY ROLE AS DIRECTOR



**Job Description**  
Your job as director is to develop a set of questions the group can discuss during the book club meeting. You will also act as the facilitator and make sure every member gets a chance to contribute. You will also make sure the

I will be prepared to be the director for our next book club meeting

Date of next book club	Pages to read

©The Stellar Teacher Company


- Director: Thinking Questions
- What is the most important part of this selection?
  - How is the storyline moving forward?
  - What parts of the selection do you think your group members will want to discuss?

Director: Planning Your Questions  
It is the director's job to plan out questions that can be discussed by all members of the group during the book club discussion. Write out your four questions below.

Question #1	Question #2	Question #3	Question #4

Student Led Book Clubs

## BOOK CLUB PREP WORK



**Job Description**  
Your book club will be much more fun and enjoyable if everyone has read the text and thought about what happened. Use this graphic organizer to

I will be prepared to discuss the text for our next book club meeting


Date of next book club	Pages to read

©The Stellar Teacher Company

- Use the space below to think about the text before your next book club meeting.
- P** What do you think will happen next?
- Q** What do you wonder about as you read?
- C** How can you connect this to your personal life?
- I** What clues does the author include to help you understand the text better?

Student Led Book Clubs

## BOOK CLUB PREP WORK



**Job Description**  
Your book club will be much more fun and enjoyable if everyone has read the text and thought about what happened. Use this graphic organizer to help you think deeply about the text so you'll be prepared to discuss the text with the group.

I will be prepared to discuss the text for our next book club meeting

Date of next book club	Pages to read


©The Stellar Teacher Company

Use the space below to jot down your thoughts and questions about the text before your next book club meeting.

<b>BEFORE YOU READ</b>	<b>Thoughts about the text:</b>	<b>Questions from the text:</b>
<b>WHILE YOU READ</b>	<b>Thoughts about the text:</b>	<b>Questions from the text:</b>

Student Led Book Clubs

## MY ROLE AS WORD FINDER



**Job Description**  
Your job is to find new and exciting words the author included in the text and complete a word study to give the members of your group a deeper understanding of the specific word you chose.

I will be prepared to be the word finder for our next book club meeting.

Date of next book club	Pages to read

©The Stellar Teacher Company


- WordFinder: Thinking Questions
- What words have I read that I don't know?
  - What words have I read that are interesting or exciting?
  - What words have multiple meanings that might confuse the members of my group?

WordFinder: Studying Your Important Word  
It is the word finder's job to find an important or interesting word in the selection that was read. Use the space below to write down the information you learned about that word.

How was the word used in the text?	Definition of the word:	Synonyms of the word:	Why I think the author chose this word:

Student Led Book Clubs

## BOOK CLUB PREP WORK



**Job Description**  
Your book club will be much more fun and enjoyable if everyone has read the text and thought about what happened. Use this graphic organizer to help you think deeply about the text so you'll be prepared to discuss the text with the group.

I will be prepared to discuss the text for our next book club meeting.

Date of next book club	Pages to read

©The Stellar Teacher Company

**3** Pick Three  
Pick 3 places you stopped and coded the text. Use the space below to expand your thoughts. Make sure you share your thinking with your book club when you meet.

Page #	Explain your thinking...
Symbol	
Page #	Explain your thinking...
Symbol	
Page #	Explain your thinking...
Symbol	

# LET'S CONNECT

 My favorite way to help support and encourage teachers is with my weekly podcast! Have you tuned in yet?

## STELLAR TEACHER PODCAST

with Sara Marye



Each week I share actionable tips and easy strategies that you can implement immediately. Tune in on your drive to work or as your setting up your classroom for the day.

[CLICK HERE TO LISTEN TO THE LATEST EPISODE!](#)

Be sure to follow and subscribe on your favorite podcast player app!